

INDOOR LIGHTING

DOWN LIGHT



ASTRID 210 IP 20



ASTRID 210 IP 44



ASTRID 60

TRACK



DEDALO



DOMUS

WALL-MOUNTED WITH
INDIRECT LIGHT



DOMUS



GPF APPLIQUE

FREE
STANDING




GPF FREE STANDING

DIFFUSED LIGHT WALL
AND CEILING






MANTA







IRIDE

SELECTION GUIDE

		HALOGEN SOURCES								
POWER (W)		15	25	40	60	75	100	150	200	300
DEDALO Track										
DOMUS Track										
GPF Applique GPF Earth										

DISCHARGE LAMPS		
Metal halides (POWER W)		
	70	150
GPF Applique		
GPF Earth		

COMPACT FLUORESCENT LAMPS										
POWER (W)		7	13		18		26		32	
NUMBER OF LAMPS		1	2	3	1	2	1	2	1	2
ASTRID 60										
ASTRID 210 - IP 20										
ASTRID 210 - IP 44										
MANTA										

LINEAR FLUORESCENT LAMPS					
POWER (W)		18		36	58
NUMBER OF LAMPS		1	2	1	2
IRIDE	