









NP 44/52 RANGE

PVC SILL-TYPE AND DEVICE-MOUNTING TRUNKING SYSTEMS












SELECTION GUIDE

FB - MULTIFUNCTIONAL TRUNKING AND DEVICE HOLDERS IN PVC

TRUNKING		ROUTING COMPONENTS					
Dimensions	Colours:  B = White RAL 9010  G = Grey RAL 7035	External corner	Internal corner	Flat angle	T junction	End cover	Window cover for industrial socket-outlets and weatherproof covers 85x75
							
100 x 60	B= NP 50 002 G= NP 50 004	B= NP 50 045 G= NP 50 047	B= NP 50 087 G= NP 50 089	B= NP 50 129 G= NP 50 131	B= NP 50 171 G= NP 50 173	B= NP 50 243 G= NP 50 245	B= NP 50 324 G= NP 50 326
130 x 60	B= NP 50 008 G= NP 50 010	B= NP 50 051 G= NP 50 053	B= NP 50 093 G= NP 50 095	B= NP 50 135 G= NP 50 137	B= NP 50 177 G= NP 50 179	B= NP 50 249 G= NP 50 251	B= NP 50 330 G= NP 50 332
150 x 60	B= NP 50 014 G= NP 50 016	B= NP 50 057 G= NP 50 059	B= NP 50 099 G= NP 50 101	B= NP 50 141 G= NP 50 143	B= NP 50 183 G= NP 50 185	B= NP 50 255 G= NP 50 257	B= NP 50 336 G= NP 50 338
200 x 60	B= NP 50 020 G= NP 50 022	B= NP 50 063 G= NP 50 065	B= NP 50 105 G= NP 50 107	B= NP 50 147 G= NP 50 149	B= NP 50 189 G= NP 50 191	B= NP 50 261 G= NP 50 263	B= NP 50 342 G= NP 50 344

NF - PVC TRUNKING

TRUNKING		ROUTING COMPONENTS						CEILING MOUNTING ACCESSORIES	
Dimensions	Colours:  B = White RAL 9010	External corner	Internal corner	Flat angle	T junction	End cover	Cable holding crosspiece	Bracket for suspension application	Pair of adjustable joints
									
25 x 25	B= NP 44 002	B= NP 44 102	B= NP 44 157	B= NP 44 212	B= NP 44 267	B= NP 44 317		NP 44 406	
30 x 30	B= NP 44 012	B= NP 44 112	B= NP 44 167	B= NP 44 222	B= NP 44 277	B= NP 44 327		NP 44 406	
40 x 40	B= NP 44 022	B= NP 44 122	B= NP 44 177	B= NP 44 232	B= NP 44 287	B= NP 44 337	NP 44 401	NP 44 406	NP 44 405
60 x 40	B= NP 44 027	B= NP 44 127	B= NP 44 182	B= NP 44 237	B= NP 44 292	B= NP 44 342	NP 44 402	NP 44 406	NP 44 405
90 X 40	B= NP 44 032	B= NP 44 132	B= NP 44 187	B= NP 44 242	B= NP 44 297	B= NP 44 347	NP 44 403	NP 44 406	NP 44 405

NP 44/52 RANGE

NP 44/52 RANGE

PVC SILL-TYPE AND DEVICE-MOUNTING TRUNKING SYSTEMS



SELECTION GUIDE

				CONTROL UNIT	DEVICE-HOLDER BOXES			ADAPTOR FOR GEWISS IEC 309 RANGE INDUSTRIAL SOCKETS
Cover with window for Italian Standard 3-gang device-holder boxes	Cover with window for 4-gang device-holder boxes	Cable holding crosspiece	Dividers	For modular 12-gang appliances	Centre distance 83.5 mm 3-gang	Centre distance 60 mm	4-gang	
B= NP 50 721 G= NP 50 615	B= NP 50 741 G= NP 50 745	NP 50 284	NP 50 295 - NP 52 293 NP 50 290		NP 50 302	NP 50 305	NP 50 307	B= NP 50 692 A= NP 50 299
B= NP 50 722 G= NP 50 616	B= NP 50 742 G= NP 50 746	NP 50 285	NP 50 295 - NP 52 293 NP 50 290	B= NP 50 715 G= NP 50 320	NP 50 302	NP 50 305	NP 50 307	B= NP 50 692 A= NP 50 299
B= NP 50 723 G= NP 50 617	B= NP 50 743 G= NP 50 747	NP 50 286	NP 50 295 - NP 52 293 NP 50 290	B= NP 50 716 G= NP 50 321	NP 50 302	NP 50 305	NP 50 307	B= NP 50 692 A= NP 50 299
B= NP 50 724 G= NP 50 618	B= NP 50 744 G= NP 50 748	NP 50 287	NP 50 295 - NP 52 293 NP 50 290	B= NP 50 717 G= NP 50 322	NP 50 302	NP 50 305	NP 50 307	B= NP 50 692 A= NP 50 299