

SYMMETRICAL DIFFUSED OPTICS

WIRED VERSIONS WITH P.F. CORRECTION COMPLETE WITH LAMP

IP21 OPTICS COMPARTMENT - IP41 ACCESSORIES COMPARTMENT - CLASS I

GW85941Q



Code	Lamp power	Lamp supplied	Lamp holder	Lamp current	Colour	Weight (Kg)	Pack Carton
VOLTAGE: 230 V - 50 Hz							
GW 85 941 Q	250 W	QE	E40	2.2 A	Grey RAL 7035	9.4	1
GW 85 942 S	250 W	ST	E40	3 A	Grey RAL 7035	10.5	1
GW 85 942 M	250 W	MT	E40	3 A	Grey RAL 7035	10.5	1
GW 85 943 M	250 W	MT*	E40	2.2 A	Grey RAL 7035	9.4	1
GW 85 944 S	400 W	ST	E40	4.2 A	Grey RAL 7035	12	1
GW 85 944 M	400 W	MT	E40	4.2 A	Grey RAL 7035	12	1
GW 85 945 M	400 W	MT*	E40	3.4 A	Grey RAL 7035	10.5	1

* Lamp with 0.7 = 1KV striking voltage.

The versions supplied with MT - 250 W / 400 W metal iodide lamps must be complete with the protection screen (glass or cup) as required by the type of lamp installed.

NON-WIRED VERSION

GW85931



Code	Max. lamp power	Lamp type	Lamp holder	Lamp current	Colour	Weight (Kg)	Pack Carton
GW 85 931	400 W		E40		Grey RAL 7035	7.2	1

The optics compartment can be given a protection rating of IP41 with the use of accessory GW88259.

ACCESSORIES SUPPLIED: structural components: reflector, accessory-holding plate. Electrical items: lampholder with cables, supply terminal. The device is supplied with standard service items.

WIRED VERSIONS WITH P.F. CORRECTION COMPLETE WITH LAMP

- IP21 OPTICS COMPARTMENT - IP41 ACCESSORIES COMPARTMENT - CLASS I

- COMMUTATION DEVICE FOR AUXILIARY HALOGEN LAMP

GW85947S



Code	Lamp power	Lamp supplied	Lamp holder	Lamp current	Colour	Weight (Kg)	Pack Carton
VOLTAGE: 230 V - 50 Hz							
GW 85 947 S	250 W	ST	E40	3 A	Grey RAL 7035	11	1
GW 85 947 M	250 W	MT	E40	3 A	Grey RAL 7035	11	1
GW 85 948 M	250 W	MT*	E40	2.2 A	Grey RAL 7035	10	1
GW 85 949 S	400 W	ST	E40	4.2 A	Grey RAL 7035	12.5	1
GW 85 949 M	400 W	MT	E40	4.2 A	Grey RAL 7035	12.5	1
GW 85 950 M	400 W	MT*	E40	3.4 A	Grey RAL 7035	11	1

* Lamp with 0.7 = 1KV striking voltage.

NOTE: Halogen lamp not supplied (E27 max 250 W).

The switchover device guarantees continuity of the emission of light in case of hot-ignition of the discharge lamp.

The auxiliary halogen lamp is turned on until complete emission of the main light is restored.


The versions supplied with MT - 250 W / 400 W metal iodide lamps must be complete with the protection screen (glass or cup) as required by the type of lamp installed.

ASYMMETRICAL DIFFUSED OPTICS

GW85972M



WIRED VERSIONS WITH P.F. CORRECTION COMPLETE WITH LAMP IP21 OPTICS COMPARTMENT - IP41 ACCESSORIES COMPARTMENT - CLASS I



Code	Lamp power	Lamp supplied	Lamp holder	Lamp current	Colour	Weight (Kg)	Pack Carton
VOLTAGE: 230 V - 50 Hz							
GW 85 972 S	250 W	ST	E40	3 A	Grey RAL 7035	10.5	1
GW 85 972 M	250 W	MT	E40	3 A	Grey RAL 7035	10.5	1
GW 85 973 M	250 W	MT*	E40	2.2 A	Grey RAL 7035	9.4	1
GW 85 974 S	400 W	ST	E40	4.2 A	Grey RAL 7035	12	1
GW 85 974 M	400 W	MT	E40	4.2 A	Grey RAL 7035	12	1
GW 85 975 M	400 W	MT*	E40	3.4 A	Grey RAL 7035	10.5	1

* Lamp with 0.7 ÷ 1KV striking voltage.

The versions supplied with MT - 250 W / 400 W metal iodide lamps must be complete with the protection screen (glass or cup) as required by the type of lamp installed.

FRIBAY RANGE

GW85932



NON-WIRED VERSION



Code	Max. lamp power	Lamp type	Lamp holder	Lamp current	Colour	Weight (Kg)	Pack Carton
GW 85 932	400 W		E40		Grey RAL 7035	7.2	1

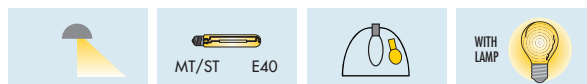
The optics compartment can be given a protection rating of IP41 with the use of accessory GW88259.

ACCESSORIES SUPPLIED: structural components: reflector, accessory-holding plate. Electrical items: lampholder with cables, supply terminal. Devices are supplied with standard service items.

GW85977S



WIRED VERSIONS WITH P.F. CORRECTION COMPLETE WITH LAMP - IP21 OPTICS COMPARTMENT - IP41 ACCESSORIES COMPARTMENT - CLASS I - COMMUTATION DEVICE FOR AUXILIARY HALOGEN LAMP



Code	Lamp power	Lamp supplied	Lamp holder	Lamp current	Colour	Weight (Kg)	Pack Carton
VOLTAGE: 230 V - 50 Hz							
GW 85 977 S	250 W	ST	E40	3 A	Grey RAL 7035	11	1
GW 85 977 M	250 W	MT	E40	3 A	Grey RAL 7035	11	1
GW 85 978 M	250 W	MT*	E40	2.2 A	Grey RAL 7035	10	1
GW 85 979 S	400 W	ST	E40	4.2 A	Grey RAL 7035	12.5	1
GW 85 979 M	400 W	MT	E40	4.2 A	Grey RAL 7035	12.5	1
GW 85 980 M	400 W	MT*	E40	3.4 A	Grey RAL 7035	11	1


* Lamp with 0.7 ÷ 1KV striking voltage.

NOTE: Halogen lamp not supplied (E27 max 250 W).

The switchover device guarantees continuity of the emission of light in case of hot-ignition of the discharge lamp. The auxiliary halogen lamp is turned on until complete emission of the main light is restored.

The versions supplied with MT - 250 W / 400 W metal iodide lamps must be complete with the protection screen (glass or cup) as required by the type of lamp installed.

COMPLEMENTARY ITEMS



COMPLEMENTARY ITEMS FOR INSTALLATION

Code	Description	External Dim. LxHxD (mm)	Weight (Kg)	Pack Carton
GW 84 815	Anti-glare louvre	350x325x40	1.3	5
GW 84 816	Flush-mounting frame	595x410x20	1	3
GW 84 817	Protective wire guard	344x310x16	0.4	5
GW 88 259	Tempered glass	342x335	1.7	1/5

NOTE: GW84816 for use with articles with lamp max. 250 W.