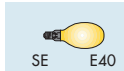
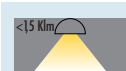


OPEN OPTICS

WIRED VERSIONS WITH P.F. CORRECTION COMPLETE WITH LAMP IP23 OPTICS COMPARTMENT - IP23 ACCESSORIES COMPARTMENT - CLASS II

GW86001Q



Code	Lamp power	Lamp supplied	Lamp holder	Lamp current	Colour	Weight (Kg)	Pack Carton
VOLTAGE: 230 V - 50 Hz							
GW 86 001 Q	125 W	QE	E27	1.15 A	Grey RAL 7035	3.3	1
GW 86 002 S	70 W	SE*	E27	1 A	Grey RAL 7035	3.3	1
GW 86 003 S	100 W	SE	E40	1.2 A	Grey RAL 7035	3.5	1
GW 86 091 S	150 W	SE	E40	1.8 A	Grey RAL 7035	3.5	1

* Use lamps without built-in ignitor.

NON-WIRED VERSION

GW86071



Code	Max. lamp power	Lamp type	Lamp holder	Lamp current	Colour	Weight (Kg)	Pack Carton
GW 86 071	125 W	-	E27		Grey RAL 7035	1.7	1

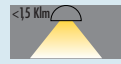
ACCESSORIES SUPPLIED: structural components: reflector, accessory-holding plate. Electrical items: lampholder with cables, supply terminal. The device is supplied with standard service items.

WATERTIGHT OPTICS - PC BOWL

GW86004Q



WIRED VERSIONS WITH P.F. CORRECTION COMPLETE WITH LAMP
IP54 OPTICS COMPARTMENT - IP43 ACCESSORIES COMPARTMENT - CLASS II



Code	Lamp power	Lamp supplied	Lamp holder	Lamp current	Colour	Weight (Kg)	Pack Carton
VOLTAGE: 230 V - 50 Hz							
GW 86 004 Q	125 W	QE	E27	1.15 A	Grey RAL 7035	3.6	1
GW 86 005 S	70 W	SE*	E27	1 A	Grey RAL 7035	3.6	1
GW 86 006 S	100 W	SE	E40	1.2 A	Grey RAL 7035	3.8	1
GW 86 096 S	150 W	SE	E40	1.8 A	Grey RAL 7035	3.8	1

* Use lamps without built-in ignitor.

CITY RANGE

NON-WIRED VERSION



Code	Max. lamp power	Lamp type	Lamp holder	Lamp current	Colour	Weight (Kg)	Pack Carton
GW 86 072	125 W	-	E27		Grey RAL 7035	2	1

ACCESSORIES SUPPLIED: structural components: reflector, accessory-holding plate. Electrical items: lampholder with cables, supply terminal.
 The device is supplied with standard service items.

GW86072




WATERTIGHT OPTICS - PMMA BOWL

GW86221Q



WIRED VERSIONS WITH P.F. CORRECTION COMPLETE WITH LAMP

IP54 OPTICS COMPARTMENT - IP43 ACCESSORIES COMPARTMENT - CLASS II



Code	Lamp power	Lamp supplied	Lamp holder	Lamp current	Colour	Weight (Kg)	Pack Carton
VOLTAGE: 230 V - 50 Hz							
GW 86 221 Q	125 W	QE	E27	1.15 A	Grey RAL 7035	3.6	1
GW 86 222 S	70 W	SE*	E27	1 A	Grey RAL 7035	3.6	1
GW 86 223 S	100 W	SE	E40	1.2 A	Grey RAL 7035	3.8	1
GW 86 224 S	150 W	SE	E40	1.8 A	Grey RAL 7035	3.8	1

* Use lamps without built-in ignitor.

NON-WIRED VERSION

GW86075



Code	Max. lamp power	Lamp type	Lamp holder	Lamp current	Colour	Weight (Kg)	Pack Carton
GW 86 075	125 W	-	E27		Grey RAL 7035	2	1

ACCESSORIES SUPPLIED: structural components: reflector, accessory-holding plate. Electrical items: lampholder with cables, supply terminal. The device is supplied with standard service items.

COMPLEMENTARY ITEMS

GW86166



COMPLEMENTARY ITEMS FOR INSTALLATION

Code	Description	External Dim. LxHxD (mm)	Weight (Kg)	Pack Carton
GW 86 166	Fixing bracket	150x160x290	1.2	1

APPLICATIONS: suitable for all AVENUE, INDY and CITY Range devices. Allows for installation of the device on walls and 90° corners.

SPARE PARTS

Code	Description	External Dim. LxHxD (mm)	Weight (Kg)	Pack Carton
GW 88 217	Polycarbonate bowl	290x250x100	0.3	1/2
GW 88 225	PMMA bowl	290x250x100	0.3	1
GW 86 241	IP54 kit			1/10

APPLICATIONS: GW86241, the kit lets you convert products with IP23 open optics into IP54. Contents: 5 hooks, 5 supports, 10 rivets.