

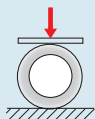
INSULATING SHEATHS

CLASSIFICATION

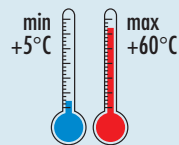
2 3 1 1

EN 50086
EN 61386

320N



2 J



DIFLEX SPIRALLED SHEATH

DX30312



DIFLEX SPIRALLED SHEATH WITH CABLE PULLER-FEEDER - GREY RAL 7035 - PVC

Code	Sheath Ø (mm)	Pack Carton
DX 30 312	12	30/1800
DX 30 316	16	30/1080
DX 30 320	20	30/720
DX 30 325	25	30/480

All measurements shown are internal diameters.

DX30008



DIFLEX SPIRALLED SHEATH - GREY RAL 7035 - PVC

Code	Sheath Ø (mm)	Pack Carton
DX 30 008	8	30/2070
DX 30 010	10	30/1800
DX 30 012	12	30/1800
DX 30 014	14	30/1440
DX 30 016	16	30/1080
DX 30 020	20	30/720
DX 30 022	22	30/720
DX 30 025	25	30/480
DX 30 028	28	30/480
DX 30 032	32	30/480
DX 30 035	35	30/480
DX 30 040	40	30/360
DX 30 050	50	30/180
DX 30 060	60	30/120

All measurements shown are internal diameters.

DF RANGE

DX30108



DIFLEX SPIRALLED SHEATH - BLACK RAL 9005 - PVC

Code	Sheath Ø (mm)	Pack Carton
DX 30 108	8	30/2070
DX 30 110	10	30/1800
DX 30 112	12	30/1800
DX 30 114	14	30/1440
DX 30 116	16	30/1080
DX 30 120	20	30/720
DX 30 122	22	30/720
DX 30 125	25	30/480
DX 30 128	28	30/480
DX 30 132	32	30/480
DX 30 135	35	30/480
DX 30 140	40	30/360
DX 30 150	50	30/180
DX 30 160	60	30/120

All measurements shown are internal diameters.

DX30208



DIFLEX SPIRALLED SHEATH - LIGHT BLUE - PVC

Code	Sheath Ø (mm)	Pack Carton
DX 30 208	8	30/2070
DX 30 210	10	30/1800
DX 30 212	12	30/1800
DX 30 214	14	30/1440
DX 30 216	16	30/1080

TO BE CONTINUED ON NEXT PAGE

(TO BE CONTINUED)

DIFLEX SPIRALLED SHEATH - LIGHT BLUE - PVC

Code	Sheath Ø (mm)	Pack Carton
DX 30 220	20	30/720
DX 30 222	22	30/720
DX 30 225	25	30/480
DX 30 228	28	30/480
DX 30 232	32	30/480
DX 30 235	35	30/480
DX 30 240	40	30/360
DX 30 250	50	30/180
DX 30 260	60	30/120

All measurements shown are internal diameters.

COUPLINGS

ROTATING UNIONS - IP64

DX54008



STRAIGHT, REVOLVING COUPLING DEVICE WITH METRIC - RDM PITCH

Code	Sheath Ø (mm)	ISO pitch	Pack Carton
COLOUR: GREY RAL 7035			
DX 54 008	8	M 12x1	20/180
DX 54 010	10	M 16x1,5	20/160
DX 54 012	12	M 16x1,5	10/100
DX 54 016	16	M 20x1,5	10/150
DX 54 020	20	M 25x1,5	10/100
DX 54 022	22	M 25x1,5	10/100
DX 54 025	25	M 32x1,5	5/60
DX 54 028	28	M 32x1,5	5/40
DX 54 032	32	M 40x1,5	5/30
DX 54 040	40	M 50x1,5	25
DX 54 050	50	M 63x1,5	15
COLOUR: BLACK RAL 9005			
DX 54 108	8	M 12x1	20/180
DX 54 110	10	M 16x1,5	20/160
DX 54 112	12	M 16x1,5	10/100
DX 54 116	16	M 20x1,5	10/150
DX 54 120	20	M 25x1,5	10/100
DX 54 122	22	M 25x1,5	10/100
DX 54 125	25	M 32x1,5	5/60
DX 54 128	28	M 32x1,5	5/40
DX 54 132	32	M 40x1,5	5/30
DX 54 140	40	M 50x1,5	25
DX 54 150	50	M 63x1,5	15

USE: for the coupling of spiral sheaths to junction boxes in threaded holes with metric pitch or in non-threaded holes via the nut and gasket supplied.

DX54208



STRAIGHT, REVOLVING COUPLING DEVICE WITH GAS - RDG PITCH

Code	Sheath Ø (mm)	GAS pitch	Pack Carton
COLOUR: GREY RAL 7035			
DX 54 208	8	1/4"	20/180
DX 54 210	10	1/4"	20/160
DX 54 212	12	3/8"	10/100
DX 54 214	14	1/2"	10/150
DX 54 216	16	1/2"	10/150
DX 54 220	20	3/4"	10/100
DX 54 222	22	3/4"	10/100
DX 54 225	25	1"	5/60
DX 54 228	28	1"	5/40
DX 54 232	32	1 1/4"	5/30
DX 54 235	35	1 1/4"	5/30
DX 54 240	40	1 1/2"	25
DX 54 250	50	2"	15

TO BE CONTINUED ON NEXT PAGE

(TO BE CONTINUED)

STRAIGHT, REVOLVING COUPLING DEVICE WITH GAS - RDG PITCH

Code	Sheath Ø (mm)	GAS pitch	Pack Carton
COLOUR: BLACK RAL 9005			
DX 54 308	8	1/4"	20/180
DX 54 310	10	1/4"	20/160
DX 54 312	12	3/8"	10/100
DX 54 314	14	1/2"	10/150
DX 54 316	16	1/2"	10/150
DX 54 320	20	3/4"	10/100
DX 54 322	22	3/4"	10/100
DX 54 325	25	1"	5/60
DX 54 328	28	1"	5/40
DX 54 332	32	1 1/4"	5/30
DX 54 335	35	1 1/4"	5/30
DX 54 340	40	1 1/2"	25
DX 54 350	50	2"	15

USE: for the coupling of spiral sheaths to junction boxes in threaded holes with GAS pitches or in non-threaded holes via the nut and gasket supplied.

DX54408



STRAIGHT, REVOLVING COUPLING DEVICE WITH PG - RDPG PITCH

Code	Sheath Ø (mm)	PG pitch	Pack Carton
DX 54 408	8	7	20/180
DX 54 410	10	7	20/160
DX 54 411	10	9	20/160
DX 54 412	12	11	10/100
DX 54 413	12	13.5	10/100
DX 54 414	14	13.5	10/150
DX 54 416	16	13.5	10/150
DX 54 417	16	16	10/150
DX 54 420	20	21	10/100
DX 54 422	22	21	10/100
DX 54 425	25	29	5/60
DX 54 428	28	29	5/40
DX 54 432	32	36	5/30
DX 54 435	35	36	5/30
DX 54 508	8	7	20/180
DX 54 510	10	7	20/160
DX 54 511	10	9	20/160
DX 54 512	12	11	10/100
DX 54 513	12	13.5	10/100
DX 54 514	14	13.5	10/150
DX 54 516	16	13.5	10/150
DX 54 517	16	16	10/150
DX 54 520	20	21	10/100
DX 54 522	22	21	10/100
DX 54 525	25	29	5/60
DX 54 528	28	29	5/40
DX 54 532	32	36	5/30
DX 54 535	35	36	5/30

USE: for the coupling of spiral sheaths to junction boxes in threaded holes with Pg pitches or in non-threaded holes via the nut and gasket supplied.

DX55010



CURVED, REVOLVING COUPLING DEVICE WITH GAS - RCG PITCH

Code	Sheath Ø (mm)	GAS pitch	Pack Carton
COLOUR: GREY RAL 7035			
DX 55 010	10	1/4"	20/120
DX 55 012	12	3/8"	10/60
DX 55 016	16	1/2"	10/110
DX 55 020	20	3/4"	10/60
DX 55 025	25	1"	10/30
DX 55 032	32	1 1/4"	5/15
COLOUR: BLACK RAL 9005			
DX 55 110	10	1/4"	20/120
DX 55 112	12	3/8"	10/60
DX 55 116	16	1/2"	10/110
DX 55 120	20	3/4"	10/60
DX 55 125	25	1"	10/30
DX 55 132	32	1 1/4"	5/15

USE: for the coupling of spiral sheaths to junction boxes in threaded holes with GAS pitches or in non-threaded holes via the nut and gasket supplied.

DX55210



CURVED, REVOLVING COUPLING DEVICE WITH PG - RCPG PITCH

Code	Sheath Ø (mm)	PG pitch	Pack Carton
COLOUR: GREY RAL 7035			
DX 55 210	10	9	20/120
DX 55 212	12	11	10/60
DX 55 213	12	13.5	10/60
DX 55 216	16	13.5	10/110
DX 55 217	16	16	10/110
DX 55 220	20	21	10/60
DX 55 225	25	29	10/30
DX 55 232	32	36	5/15
COLOUR: BLACK RAL 9005			
DX 55 310	10	9	20/120
DX 55 312	12	11	10/60
DX 55 313	12	13.5	10/60
DX 55 316	16	13.5	10/110
DX 55 317	16	16	10/110
DX 55 320	20	21	10/60
DX 55 325	25	29	10/30
DX 55 332	32	36	5/15

USE: for the coupling of spiral sheaths to junction boxes in threaded holes with Pg pitches or in non-threaded holes via the nut and gasket supplied.

FIXED UNIONS - IP64

DX56008



STRAIGHT, FIXED COUPLING DEVICE WITH METRIC - RUN-M PITCH

Code	Sheath Ø (mm)	ISO pitch	Pack Carton
COLOUR: GREY RAL 7035			
DX 56 008	8	M12x1	20/160
DX 56 010	10	M16x1,5	10/170
DX 56 012	12	M16x1,5	10/150
DX 56 014	14	M16x1,5	10/130
DX 56 016	16	M20x1,5	10/110
DX 56 022	20 - 22	M25x1,5	10/50
DX 56 025	25	M25x1,5	10/50
DX 56 028	28	M32x1,5	10/40
DX 56 040	40	M40 x 1,5	15
DX 56 050	50	M50 x 1,5	12
COLOUR: BLACK RAL 9005			
DX 56 108	8	M12 x 1	20/160
DX 56 110	10	M16 x 1,5	10/170
DX 56 112	12	M16 x 1,5	10/150
DX 56 114	14	M16 x 1,5	10/130
DX 56 116	16	M20x 1,5	10/110
DX 56 122	20 - 22	M25 x 1,5	10/50
DX 56 125	25	M25 x 1,5	10/50
DX 56 128	28	M32 x 1,5	10/40
DX 56 140	40	M40 x 1,5	15
DX 56 150	50	M50 x 1,5	12

USE: for the coupling of spiral sheaths to junction boxes in threaded holes with metric pitches or in non-threaded holes via the nut and gasket supplied.

DX56208



STRAIGHT, FIXED COUPLING DEVICE WITH GAS - RUN-G PITCH

Code	Sheath Ø (mm)	GAS pitch	Pack Carton
COLOUR: GREY RAL 7035			
DX 56 208	8	1/4"	20/160
DX 56 210	10	1/4"	10/170
DX 56 212	12	3/8"	10/150
DX 56 214	14	1/2"	10/130
DX 56 216	16	1/2"	10/110
DX 56 222	20 - 22	3/4"	10/50
DX 56 225	25	3/4"	10/50
DX 56 228	28	1"	10/40
DX 56 232	32	1 1/4"	3/18
DX 56 235	35	1 1/4"	3/18
DX 56 240	40	1 1/2"	15
DX 56 250	50	2"	12

TO BE CONTINUED ON NEXT PAGE

DF RANGE

(TO BE CONTINUED)

STRAIGHT, FIXED COUPLING DEVICE WITH GAS - RUN-G PITCH

Code	Sheath Ø (mm)	GAS pitch	Pack Carton
COLOUR: BLACK RAL 9005			
DX 56 308	8	1/4"	20/160
DX 56 310	10	1/4"	10/170
DX 56 312	12	3/8"	10/150
DX 56 314	14	1/2"	10/130
DX 56 316	16	1/2"	10/110
DX 56 322	20 - 22	3/4"	10/50
DX 56 325	25	3/4"	10/50
DX 56 328	28	1"	10/40
DX 56 332	32	1 1/4"	3/18
DX 56 335	35	1 1/4"	3/18
DX 56 340	40	1 1/2"	15
DX 56 350	50	2"	12

USE: for the coupling of spiral sheaths to junction boxes in threaded holes with GAS pitches or in non-threaded holes via the nut and gasket supplied.

DX56408



STRAIGHT, FIXED COUPLING DEVICE WITH PG - RUN-PG PITCH

Code	Sheath Ø (mm)	PG pitch	Pack Carton
COLOUR: GREY RAL 7035			
DX 56 408	8	7	20/160
DX 56 410	10	7	10/170
DX 56 411	12	9	10/150
DX 56 412	12	11	10/150
DX 56 413	12	13.5	10/150
DX 56 414	14	13.5	10/130
DX 56 415	16	11	10/110
DX 56 416	16	13.5	10/110
DX 56 417	16	16	10/110
DX 56 422	20 - 22	16	10/50
DX 56 423	20 - 22	21	10/50
DX 56 425	25	21	10/50
DX 56 428	28	29	10/40
DX 56 432	32	36	3/18
DX 56 435	35	36	3/18
DX 56 440	40	42	15
DX 56 450	50	48	12
COLOUR: BLACK RAL 9005			
DX 56 508	8	7	20/160
DX 56 510	10	7	10/170
DX 56 511	12	9	10/150
DX 56 512	12	11	10/150
DX 56 513	12	13.5	10/150
DX 56 514	14	13.5	10/130
DX 56 515	16	11	10/110
DX 56 516	16	13.5	10/110
DX 56 517	16	16	10/110
DX 56 522	20 - 22	16	10/50
DX 56 523	20 - 22	21	10/50
DX 56 525	25	21	10/50
DX 56 528	28	29	10/40
DX 56 532	32	36	3/18
DX 56 535	35	36	3/18
DX 56 540	40	42	15
DX 56 550	50	48	12

USE: for the coupling of spiral sheaths to junction boxes in threaded holes with Pg pitches or in non-threaded holes via the nut and gasket supplied.

CONDUIT-SHEATH UNIONS - IP65

DX43316



RMG MORBIDX RELEASE CONDUIT-SHEATH UNION

Code	Conduits Ø (mm)	Sheath Ø (mm)	Characteristics	Pack Carton
DX 43 316	16	12	Halogen free	10/450
DX 43 320	20	16	Halogen free	10/300
DX 43 325	25	20	Halogen free	5/210
DX 43 332	32	25	Halogen free	5/120

TO BE CONTINUED ON NEXT PAGE

(TO BE CONTINUED)

RMG MORBIDX RELEASE CONDUIT-SHEATH UNION

Code	Conduits Ø (mm)	Sheath Ø (mm)	Characteristics	Pack Carton
DX 43 340	40	32	Halogen free	5/25
DX 43 350	50	40	Halogen free	5/20

DX43416



MORBIDX RMG/N NEW RELEASE CONDUIT-SHEATH UNION

Code	Conduits Ø (mm)	Sheath Ø (mm)	Characteristics	Pack Carton
DX 43 416	16	16	Halogen free	10/360
DX 43 420	20	20	Halogen free	10/240
DX 43 425	25	25	Halogen free	5/150
DX 43 432	32	28	Halogen free	5/40
DX 43 440	40	40	Halogen free	5/20

USE: DX43432: coupling of a rigid conduit with a DIFLEX Range spiralled sheath; allows the maintenance of the same internal diameter in correspondence with the joint: the internal section designed for cable passage remains constant, increasing the usable space available to the system conductors.
NOTE: halogen-free, in accordance with Standard EN 50267-2-2.

SHEATH-SHEATH COUPLINGS - IP65

DX55812



MDG-G STRAIGHT ROTATING SHEATH-SHEATH COUPLING

Code	Sheath Ø (mm)	Pack Carton
DX 55 812	12	10/360
DX 55 816	16	10/240
DX 55 820	20	10/180

SHEATH-CABLE COUPLINGS - IP65

DX55613



RGC RELEASE SHEATH-CABLE UNION

Code	Sheath Ø (mm)	For cables Ø (mm)	Pack Carton
DX 55 613	16	3 - 6	10/100
DX 55 616	16	6 - 9	10/100
DX 55 619	16	9 - 12	10/100
DX 55 623	20	3 - 6	10/80
DX 55 626	20	6 - 9	10/80
DX 55 629	20	9 - 12	10/80

USE: coupling for sheath entry diameter 16 and 20 and cable gland output for cables of diameter mm 3-6, 6-9, 9-12; allows rapid connection to ceiling-mounting luminaires, electrical boards and devices guaranteeing the output cable an IP65 watertight protection rating.

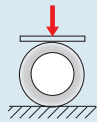
SHEATH FOR NON-HEAVY DUTY USES

CLASSIFICATION

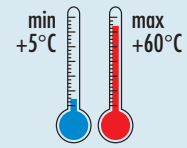
1 3 1 1

EN 50086
EN 61386

125N



2 J



LIGHT SPIRALLED SHEATH

DX30812



LIGHT SPIRALLED SHEATH - GREY RAL 7035 - PVC

Code	Sheath Ø (mm)	Pack Carton
DX 30 812	12	30/1800
DX 30 816	16	30/1080
DX 30 820	20	30/720
DX 30 825	25	30/480