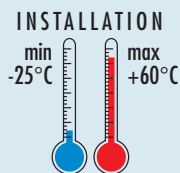
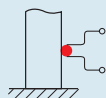


ACCESSORIES IN INSULATING MATERIAL FOR BOXES, CONDUITS AND CABLES

CABLE GLANDS



GWT 650°C



EN 60695-2-11

GW52001



SHOCKPROOF POLYMER CABLE GLANDS GREY RAL 7035 - IP66 - 52 PG RANGE

Code	PG pitch	Mounting hole Ø (mm)	For cables Ø (mm)	Pack Carton
GW 52 001	7	12.5	from 3 to 6	50/900
GW 52 002	9	16	from 5 to 8	50/600
GW 52 003	11	19	from 7 to 10.5	25/500
GW 52 004	13.5	20	from 9 to 12.5	25/500
GW 52 005	16	23	from 13 to 16	25/375
GW 52 006	21	29	from 8 to 10/from 17 to 20	25/400
GW 52 007	29	37	from 13.5 to 15/from 21 to 26	25/250
GW 52 008	36	48	from 17 to 20/from 30 to 34	10/130
GW 52 009	42	54	from 36 to 39/from 40 to 43	6/120
GW 52 010	48	60	from 38 to 40/from 46 to 50	5/100

ACCESSORIES SUPPLIED: fixing nut.

APPLICATIONS: for making watertight installations with direct grip on cable.

GW52042



SHOCKPROOF POLYMER CABLE GLANDS WITH THREADS WITH METRIC PITCH GREY RAL 7035 - IP68 - 52 PGM RANGE

Code	ISO pitch	Mounting hole Ø (mm)	For cables Ø (mm)	Pack Carton
GW 52 042	12x1,25	12	from 3 to 6.5	50/600
GW 52 043	16x1,5	16	from 5 to 10	50/400
GW 52 044	20x1,5	20	from 10 to 14	25/300
GW 52 045	25x1,5	25	from 13 to 18	25/200
GW 52 046	32x1,5	32	from 18 to 25	25/150
GW 52 047	40x1,5	40	from 22 to 32	10/120
GW 52 048	50x1,5	50	from 30 to 38	6/84
GW 52 049	63x1,5	63	from 35 to 44	5/60

ACCESSORIES SUPPLIED: fixing nut and gasket.

APPLICATIONS: direct installation on fixing enclosures or components in feedthrough holes.

Coupling in installations where a high protection rating is required in the presence of chemical substances, shocks and vibrations.

GW52024



SHOCKPROOF POLYMER CABLE GLANDS WITH HOUSING FOR RIGID CONDUIT - GREY RAL 7035 - IP66 - 52 PGT RANGE

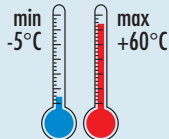
Code	PG pitch	Mounting hole Ø (mm)	For external conduits (mm)	For cables Ø (mm)	Pack Carton
GW 52 024	13.5	20	16	from 9 to 12.5	15/300
GW 52 025	16	23	20	from 13 to 16	15/240
GW 52 026	21	29	25	from 8 to 10/from 17 to 20	15/240
GW 52 027	29	37	32	from 13.5 to 15/from 21 to 26	15/135
GW 52 028	36	48	40	from 17 to 20/from 30 to 34	6/54
GW 52 029	42	54	50	from 36 to 39/from 40 to 43	4/80

ACCESSORIES SUPPLIED: fixing nut.

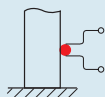
APPLICATIONS: for making watertight installations with direct clamping on the cable and attractive conduit-box coupling.

COUPLINGS AND CABLE-GLANDS

INSTALLATION



GWT 750°C



EN 60695-2-11

GW50415



SHOCKPROOF POLYMER CONDUIT/BOX COUPLINGS GREY RAL 7035 - IP66 50 AC RANGE

Code	For external conduits (mm)	Mounting hole Ø (mm)	Pack Carton
GW 50 415	16	20	25/200
GW 50 416	20	23	25/200
GW 50 417	25	29	25/150
GW 50 418	32	37	10/100
GW 50 419	40	48	6/60
GW 50 420	50	54	5/50

ACCESSORIES SUPPLIED: fixing nut.

GW50421



FLEXIBLE POLYMER CONDUIT/BOX COUPLINGS GREY RAL 7035 - IP44 50 AC RANGE

Code	For external conduits (mm)	Mounting hole Ø (mm)	Pack Carton
GW 50 421	16	23	50/700
GW 50 422	20	23	50/700
GW 50 423	20	29	25/350
GW 50 424	25	29	25/350
GW 50 425	32	37	15/210
GW 50 426	40	37	10/160
GW 50 427	50	48	10/90

GW50428



FLEXIBLE POLYMER CABLE GLAND GREY RAL 7035 - IP55 50 AC RANGE

Code	For ext. conduits max (mm)	Mounting hole Ø (mm)	Pack Carton
GW 50 428	16	20	100/1000
GW 50 429	20	23	100/1000
GW 50 430	25	29	100/1000
GW 50 431	32	37	50/500
GW 50 432	40	48	35/350

GW50442




FLEXIBLE POLYMER TRUNKING COUPLINGS GREY RAL 7035 - IP40 50 RC RANGE

Code	For trunking dim. (mm)	Mounting hole Ø (mm)	Mounting hole centre	Pack Carton
GW 50 441	22x10 15x15 30x15	23	17 mm from wall	10/150
GW 50 442	22x10 15x15 30x15	23	20 mm from wall	10/150
GW 50 443	22x10 30x15	29	23 mm from wall	10/150
GW 50 445	22x10 30x15	37	29 mm from wall	10/150

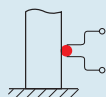
CHARACTERISTICS: the couplings are equipped with internal references for the realisation of couplings with trunking of different dimensions.

50 AC - POLYMER ACCESSORIES FOR SURFACE-MOUNTING OF RIGID CONDUITS AND CABLES

INSTALLATION



GWT 750°C



EN 60695-2-11

SUPPORTS, RAILS, CLIPS, PINS

GW50601



SHOCKPROOF POLYMER SADDLE SNAP CLIP - GREY RAL 7035

Code	For external conduits (mm)	Dist. wall conduit axis mm	Characteristics	Pack Carton
GW 50 601	16	20	Halogen free	100/1800
GW 50 602	20	22	Halogen free	100/1600
GW 50 603	25	24.5	Halogen free	100/900
GW 50 604	32	28		100/900
GW 50 628	40	32		50/450
GW 50 629	50	37		50/450

GW50605



SHOCKPROOF POLYMER SADDLE COLLAR CLIP - GREY RAL 7035

Code	For external conduits (mm)	Dist. wall conduit axis mm	Characteristics	Pack Carton
GW 50 605	16	20	Halogen free	100/900
GW 50 606	20	22	Halogen free	100/900
GW 50 607	25	24.5	Halogen free	100/600
GW 50 608	32	28	Halogen free	50/450
GW 50 630	40	32	Halogen free	35/350
GW 50 631	50	37	Halogen free	25/200

GW50609



MODULAR LOCK-JOINT RAIL TO FIX SUPPORTS OF SHOCKPROOF POLYMER - GREY RAL 7035

Code	Length (mm)	Dist. wall conduit axis mm	Pack Carton
GW 50 609	200	6	50/350

GW50610



SHOCKPROOF POLYMER CLIPS WITH HARDENED STEEL PIN

Code	Internal Ø (mm)	Characteristics	Pack Carton
COLOUR: GREY RAL 7035			
GW 50 610	3 - 4		100/8000
GW 50 611	5 - 6		100/8000
GW 50 612	7 - 8		100/8000
GW 50 613	9 - 10		100/6000
GW 50 614	11 - 12		100/6000
GW 50 615	13 - 14		100/6000
GW 50 616	15 - 16	Halogen free	100/3000
GW 50 617	19 - 20	Halogen free	100/1800
GW 50 618	21 - 22	Halogen free	100/2000
GW 50 619	25 - 26	Halogen free	50/900
GW 50 620	31 - 32	Halogen free	50/1000
COLOUR: WHITE			
GW 50 621	5 - 6		100/8000
GW 50 622	7 - 8		100/8000

GW50623



FLAT SHOCKPROOF POLYMER CLIPS WITH PIN OF HARDENED STEEL - WHITE

Code	Colour	For flat cables width	Pack Carton
GW 50 623	White	5 - 6 mm	100/4000
GW 50 624	White	7 - 8 mm	100/15000
GW 50 625	White	10 - 11 mm	100/4800

GW50626



HARDENED STEEL PINS

Code	Description	Pack Carton
GW 50 626	Totally insulated	100/1000
GW 50 627	With insulating collar	100/1000

NOTE: Each package contains 100 small nails.

50 AC - ACCESSORIES FOR WALL FIXING OF RIGID CONDUITS

COLLARS, CLIPS AND U-BOLTS

DX51120



FIXING COLLAR - GREY RAL 7035

Code	Conduits Ø (mm)	Description	Characteristics	Pack Carton
DX 51 120	16 - 20	Reopened collar	Halogen free	100/1500
DX 51 232	16 - 32	Collar cannot be reopened	Halogen free	100/800
DX 51 263	25 - 63	Collar cannot be reopened	Halogen free	100/400

USE: rigid conduits can be fixed to walls with wall plugs.

MATERIAL: self-extinguishing polyamide.

NOTE: halogen-free, in accordance with Standard EN 50267-2-2.

DX51306



FIXING DOWELS FOR COLLAR- GREY RAL 7035

Code	For holes mounting Ø (mm)	Characteristics	Pack Carton
DX 51 306	6	Halogen free	200/600
DX 51 308	8	Halogen free	200/600

USE: allow fixing of rigid conduits fixing collars to walls.

NOTE: halogen-free, in accordance with Standard EN 50267-2-2.

GW50801



GALVANISED STEEL COLLARS M6 THREAD WITH 2 SCREWS

Code	Internal Ø (mm)	Pack Carton
GW 50 801	10 - 11	100/1600
GW 50 802	12 - 13	100/800
GW 50 803	14 - 15	100/800
GW 50 804	16 - 17	100/800
GW 50 805	19 - 20	100/800
GW 50 806	21 - 22	100/600
GW 50 807	25 - 26	100/600
GW 50 808	31 - 32	100/600
GW 50 809	38 - 40	100/300
GW 50 810	48 - 50	50/300

GW50811



GALVANISED STEEL CLIPS HOLE 14X6 MM

Code	Internal Ø (mm)	Pack Carton
GW 50 811	10 - 11	100/2400
GW 50 812	12 - 13	100/2000
GW 50 813	14 - 15	100/2000
GW 50 814	16 - 17	100/1600
GW 50 815	19 - 20	100/1000
GW 50 816	21 - 22	50/1000
GW 50 817	25 - 26	50/1000
GW 50 818	31 - 32	50/600
GW 50 819	38 - 40	50/600
GW 50 820	48 - 50	50/300

GW50821



GALVANISED STEEL U-BOLTS WITH TWO HOLES

Code	Internal Ø (mm)	Pack Carton
HOLE DIMENSION (MM): 7x4		
GW 50 821	10 - 11	100/2400
GW 50 822	12 - 13	100/3500
GW 50 823	14 - 15	100/2000
GW 50 824	16 - 17	100/1600
GW 50 825	19 - 20	100/2000
GW 50 826	21 - 22	50/1000
GW 50 827	25 - 26	50/800
HOLE DIMENSION (MM): 10x6		
GW 50 828	31 - 32	50/600
GW 50 829	38 - 40	50/600
GW 50 830	48 - 50	50/300

52 AZ - TOOLS FOR PERFORATING ENCLOSURES

DRILL MILLING CUTTER

GW52401



MULTI-DIAMETER DRILL MILLING CUTTER IN HSS STEEL TO DRILL BOXES, BOARDS AND TRUNKING IN INSULATING MATERIAL

Code	Description	Pack Carton
GW 52 401	Drill milling cutter	1/4

GW52402



CUP DRILL MILLING CUTTER TO DRILL PANELS

Code	Description	Pack Carton
GW 52 402	Cup drill milling Ø56	10

APPLICATIONS: suitable for low voltage flush-mounting socket-outlets IEC 309 2P+E 16A and for all the extra-low voltage flush-mounting socket-outlets IEC 309.

GW52403



CUP DRILL MILLING CUTTER TO DRILL HOLLOW PLASTERBOARD WALLS

Code	Description	Pack Carton
GW 52 403	Cup drill milling Ø62	10

GW52412



TAPERED DRILL MILLING CUTTER IN HSS STEEL TO FINISH AND COUNTERSINK HOLES FOR METAL BOARDS AND TRUNKING

Code	Description	For holes Ø (mm)	Pack Carton
GW 52 412	Tapered drill milling cutter	24 - 40	1/4