

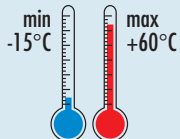
74 PS RANGE

PUSH-BUTTONS, SELECTORS AND INDICATORS Ø 22 MM



OPERATORS Ø 22 MM - IP66

INSTALLATION



IP66



MOMENTARY PUSH-BUTTONS



GW74002

MOMENTARY PUSH-BUTTONS WITH ROUND GUARD

Code	Colour	Pack Carton
GW 74 001	Green	10/60
GW 74 002	Black	10/60
GW 74 003	White	10/60
GW 74 004	Red	10/60

ACCESSORIES SUPPLIED: 3-seat contact-holding flange.

APPLICATIONS: suitable for avoiding accidental operations, e.g. gates, machine tools, etc.



GW74011

MOMENTARY PUSH-BUTTONS WITHOUT ROUND GUARD

Code	Colour	Pack Carton
GW 74 011	Red	10/60
GW 74 012	Black	10/60

ACCESSORIES SUPPLIED: 3-seat contact-holding flange.



GW74041

MOMENTARY PUSH-BUTTONS WITH BACKLIT ROUND GUARD

Code	Colour	Pack Carton
GW 74 041	Green	10/60
GW 74 042	White	10/60

ACCESSORIES SUPPLIED: flange with 2 contact-holder seats + 1 for GW74211 bulb supply.

APPLICATIONS: Ideal for also viewing the user operating status without using supplementary indicator lamps.

EMERGENCY PUSH-BUTTONS



GW74062

ROUND MUSHROOM-HEAD EMERGENCY BUTTONS

Code	Functions	Description	Pack Carton
GW 74 061	With holding	Mushroom head Ø 40	5/60
GW 74 062	With holding and key	Mushroom head Ø 40	5/30
GW 74 063	Without holding	Mushroom head Ø 40	5/60

ACCESSORIES SUPPLIED: 3-seat contact-holding flange.

SELECTORS



GW74101

ROUND LEVER SELECTOR WITH FIXED POSITIONS

Code	No. positions	Type	Pack Carton
GW 74 101	2	0 - 1	10/60
GW 74 102	3	1 - 0 - 2	10/60

ACCESSORIES SUPPLIED: 3-seat contact-holding flange.

CHARACTERISTICS: Thermoplastic operator.

74 PS RANGE

PUSH-BUTTONS, SELECTORS AND INDICATORS Ø 22 MM



GW74111



KEY SELECTORS WITH FIXED POSITIONS AND REMOVABLE KEY ON POSITION -O- ROUND

Code	No. positions	Type	Pack Carton
GW 74 111	2	0 - 1	5/30
GW 74 112	3	1 - 0 - 2	5/30

ACCESSORIES SUPPLIED: 3-seat contact-holding flange.

CHARACTERISTICS: Thermoplastic operator.

GW74121



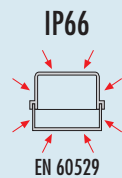
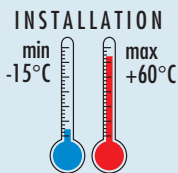
ROUND LEVER SELECTORS WITH -O- RETURN POSITION

Code	No. positions	Type	Pack Carton
GW 74 121	2	0 - 1	10/60
GW 74 122	3	1 - 0 - 2	10/60

ACCESSORIES SUPPLIED: 3-seat contact-holding flange.

CHARACTERISTICS: Thermoplastic operator.

INDICATORS - IP66



INDICATORS

GW74152



ROUND BACKLIT INDICATORS WITH DIRECT SUPPLY NOMINAL VOLTAGE 230 V - BA9S LAMP FIXING

Code	Colour	Pack Carton
GW 74 151	Green	10/60
GW 74 152	Red	10/60
GW 74 153	Yellow	10/60
GW 74 154	Light blue	10/60
GW 74 155	White	10/60

CHARACTERISTICS: Bulb excluded. Max bulb power 2W.

NOTE: The colour of the diffuser is to be chosen in conformity with the colour code recommended by the CEI 16-3 standard.

COMPLEMENTARY ITEMS



CONTACTS - ITH= 10A - 250V~

Code	Type	Category of use 240 V AC15	Category of use 240 V DC13	Colour	Pack Carton
GW 74 201	1 NO	3 A	0,27 A	Green	10/60
GW 74 202	1 NC	3 A	0,27 A	Red	10/60

CHARACTERISTICS: GW74202, suitable for opening the contact also in the event of it slightly sticking, in conformity with the EN 60947-5-1 standard.

Mounting on the contact flanges snaps into place. Contacts compatible with emergency control unit GW42201.

GW74203



5-SEAT CONTACT-HOLDER FLANGE

Code	Description	Pack Carton
GW 74 203	5 seat contact-holder flange	1/60

APPLICATIONS: in place of the contact flange with 3 seats supplied with push-buttons and selectors, it permits increasing the number of contacts that can be installed.

74 PS RANGE

74 PS RANGE

PUSH-BUTTONS, SELECTORS AND INDICATORS Ø 22 MM

GW74211



BULB POWER SUPPLY - NOMINAL VOLTAGE 380 V - BA9S LAMP FIXING

Code	Power supply	Lamp power	Pack Carton
GW 74 211	Direct	2 W	10/60

CHARACTERISTICS: mounting on the contact flanges snaps into place.

APPLICATIONS: to be used with the backlit momentary push-buttons with guard to make functional indications.

GW74217



BULBS - BA9S LAMP FIXING

Code	Type	Nominal voltage	Lamp power	Pack Carton
GW 74 216	Incandescent	30 V	2 W	5/100
GW 74 217	Incandescent	130 V	2 W	5/100
GW 74 218	Fluorescent	230 V	0.33 W	5/100

APPLICATIONS: the lamps are to be used with the luminous indicators or with the supply GW74211.

GW74221



BLACK SCREWCAP FOR UNWIRED ENCLOSURES FOR PUSH-BUTTONS WITH A ROUND SHAPE - Ø 22 MM

Code	Colour	Pack Carton
GW 74 221	Black	10/100

CHARACTERISTICS: thermoplastic screw cap.

GW74222



PLATES

Code	Dimension (mm)	Suitable for	Colour	Text	Pack Carton
GW 74 222	30x40	Push-buttons Selectors Indicators	Black	-	5/100
GW 74 223	Ø 59	Mushroom-head emergency button	Yellow	Emergency-Stop	5/100

GW74223 for use when emergency push-buttons are installed on panel.

CHARACTERISTICS: The plates allow the function of push-buttons, selectors and indicators to be assigned.

GW74224



TOOL FOR MOUNTING RING NUTS

Code	Description	Pack Carton
GW 74 224	Tool for mounting ring nuts	1/50

GW74225



LAMP EXTRACTION TOOL

Code	Description	Pack Carton
GW 74 225	Lamp extraction tool	10/100

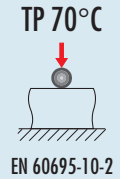
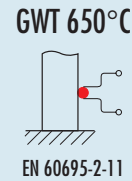

APPLICATIONS: suitable also for maintenance of ASC distribution board indicator lamps 68 Q-BOX range.

74 PS RANGE

PUSH-BUTTONS, SELECTORS AND INDICATORS Ø 22 MM



COMBI 22 - INSULATING ENCLOSURES FOR OPERATORS AND INDICATORS - IP66



ENCLOSURES



GW27101

UNWIRED ENCLOSURES FOR PUSH-BUTTONS, CONTROLS AND INDICATORS Ø 22 MM - GREY RAL 7035

Code	No. gangs	Side entries	Top entries	Bottom entries	External Dim. LxHxD (mm)	Pack Carton
GW 27 101	1	2 x Ø 23	1 x Ø 23	1 x Ø 23	66 x 82 x 65	5/60
GW 27 111	1	2 x Ø 23	1 x Ø 23	1 x Ø 23	66 x 82 x 65	5/60
GW 27 102	2	6 x Ø 23	1 x Ø 23	1 x Ø 23	132 x 82 x 65	2/30
GW 27 103	3	4 x Ø 23	1 x Ø 23	1 x Ø 23	66 x 171 x 65	1/20
GW 27 104	6	4 x Ø 23	3 x Ø 23	3 x Ø 23	132 x 171 x 65	1/10
GW 27 105	12	4 x Ø 23	3 x Ø 23	3 x Ø 23	264 x 171 x 65	1/10

CHARACTERISTICS: IP protection class ensured with IP66 operators correctly installed. Seat of hole with pre-cutting that allows the installation of operators with any reference. GW27111 special yellow cover for the fitting of emergency push-buttons GW74061, GW74062, GW74063.

COMPLETE ENCLOSURES



GW27201

COMPLETE ENCLOSURES - GREY RAL 7035

Code	No. gangs	Contacts	Operators Ø 22	External Dim. LxHxD (mm)	Pack Carton
GW 27 201	1	1 NO	General (black)	66 x 82 x 65	1/30
GW 27 202	1	1 NO 1 NC	Emergency (red)	66 x 82 x 65	1/30
GW 27 203	2	1 NO 1 NC	Start (green) Stop (red)	132 x 82 x 65	1/10
GW 27 204	3	1 NC 1 NO	Stop (red) Start (green) Indicator (white)	66 x 171 x 65	1/10

CHARACTERISTICS: contact flange with 3 seats. Maximum protrusion of operator from the enclosure: GW27201, GW20203, GW27204 - 20 mm
GW27202 - 25 mm. GW27202, yellow lid, mushroom-head button with detent.
GW27204, direct supply, BA9S coupling included max 380 V · 2 W, bulb excluded.

COMPLEMENTARY ITEMS



GW27402

JUNCTION BOX FOR COMBINATION MOUNTING OF MODULAR ENCLOSURES - COLOUR GREY RAL 7035 - IP55

Code	No. knockout holes Ø23	Lid screws (number/type)	External Dim. LxHxD (mm)	Pack Carton
GW 27 402	8 on sides / 1 on the bottom	4 - Stainless steel	132 x 82 x 55	2/60

Complete insulation can be achieved with the use of GW44622 screwcaps.



GW26406

WATERPROOF COUPLER FOR ENCLOSURES, DEVICES AND BOXES - IP55

Code	For holes mounting Ø (mm)	For mounting PG holes	Pack Carton
GW 26 406	23	16	25/250



GW44622

INSULATING SCREW CAP

Code	Description	Pack Carton
GW 44 622	Screwcap Ø16 mm	10/100

74 PS RANGE

74 PS RANGE

PUSH-BUTTONS, SELECTORS AND INDICATORS Ø 22 MM

GEWISS



CONTACTS - ITH= 10A - 250V~

Code	Type	Category of use		Colour	Pack Carton
		240 V AC15	240 V DC13		
GW 74 201	1 NO	3 A	0,27 A	Green	10/60
GW 74 202	1 NC	3 A	0,27 A	Red	10/60

CHARACTERISTICS: GW74202, suitable for opening the contact also in the event of it slightly sticking, in conformity with the EN 60947-5-1 standard.
Mounting on the contact flanges snaps into place. Contacts compatible with emergency control unit GW42201.