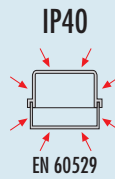



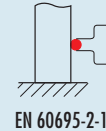
40 CDK - MODULAR PROTECTED ENCLOSURES AND DISTRIBUTION BOARDS - IP40

INSTALLATION

min -15°C max +60°C



GWT 650°C



TP 70°C



SMOKED TRANSPARENT DOOR

ENCLOSURES PRE-FITTED FOR TERMINAL BLOCK HOUSING WITH EXTRACTABLE FRAME - WHITE RAL 9016

GW40602



H_{alogen free}

Code	No. EN 50022 modules	External Dim. LxHxD (mm)	Installable terminal blocks	Dispersable power (W)	Characteristics	Pack Carton
GW 40 601	2	83 x 160 x 74		12	Halogen free	60
GW 40 602	4	120 x 160 x 85		18	Halogen free	36
GW 40 603	6	200 x 170 x 85		19	Halogen free	21
GW 40 604	8	240 x 195 x 85	GW40401	20	Halogen free	12
GW 40 605	12	330 x 270 x 85	GW40402	36	Halogen free	8
GW 40 608	18	465 x 310 x 85	GW40404	50	Halogen free	4

NOTE: dispersible power calculated according to CEI 23-49.

ACCESSORIES SUPPLIED: module masks, service labels.

GW40604, GW40605 and GW40608: Self-adhesive labels to be compiled for certification in compliance with the CEI 23-51 standard.

CHARACTERISTICS: GW40601 without door, and with the DIN rail directly fixed onto the base.

DISTRIBUTION BOARDS WITH PANELS WITH WINDOW AND EXTRACTABLE FRAME PRE-FITTED FOR TERMINAL BLOCK HOUSING - WHITE RAL 9016

GW40606



H_{alogen free}

Code	No. EN 50022 modules	External Dim. LxHxD (mm)	Installable terminal blocks	Dispersable power (W)	Characteristics	Pack Carton
GW 40 606	24 (12x2)	330 x 420 x 85	GW40402	37	Halogen free	6
GW 40 609	36 (18x2)	465 x 505 x 85	2 x GW40404	52	Halogen free	3
GW 40 610	54 (18x3)	465 x 680 x 95	2 x GW40404	62	Halogen free	2
GW 40 611	72 (18x4)	465 x 855 x 95	2 x GW40404	95	Halogen free	1

NOTES: dispersible power calculated according to CEI 23-49.

ACCESSORIES SUPPLIED: module masks, service labels. Self-adhesive labels to be compiled for certification in compliance with the CEI 23-51 standard.

BLANK DOOR

GW40885



H_{alogen free}

Code	No. EN 50022 modules	External Dim. LxHxD (mm)	Installable terminal blocks	Dispersable power (W)	Characteristics	Pack Carton
GW 40 882	4	120x160x85		18	Halogen free	36
GW 40 883	6	200x170x85		19	Halogen free	21
GW 40 884	8	240x195x85	GW40401	20	Halogen free	1/12
GW 40 885	12	330x270x85	GW40402	36	Halogen free	1/8
GW 40 888	18	465x310x85	GW40404	50	Halogen free	1/4

NOTE: dispersible power calculated according to CEI 23-49.

ACCESSORIES SUPPLIED: module masks, service labels.

GW40884, GW40885 and GW40888: self-adhesive labels to be compiled for certification in compliance with the CEI 23-51 standard.

40 CDI RANGE

FLUSH-MOUNTING DISTRIBUTION BOARDS AND ENCLOSURES

GEWISS

40 CDI RANGE

GW40890



DISTRIBUTION BOARDS WITH PANELS WITH WINDOWS AND EXTRACTABLE FRAME READY FOR HOUSING THE TERMINAL BLOCKS- WHITE RAL 9016

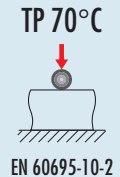
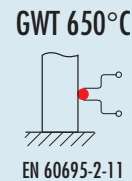
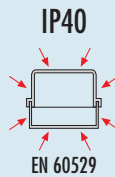

H_{alogen free}

Code	No. EN 50022 modules	External Dim. LxHxD (mm)	Installable terminal blocks	Dispersable power (W)	Characteristics	Pack Carton
GW 40 886	24 (12x2)	330x420x85	GW40402	37	Halogen free	1/6
GW 40 889	36 (18x2)	465x505x85	2 x GW40404	52	Halogen free	1/3
GW 40 890	54 (18x3)	465x680x95	2 x GW40404	62	Halogen free	1/2
GW 40 891	72 (18x4)	465x855x95	2 x GW40404	95	Halogen free	1

NOTES: dispersible power calculated according to CEI 23-49.

ACCESSORIES SUPPLIED: module masks, service labels. Self-adhesive labels to be compiled for certification in compliance with the CEI 23-51 standard.

40 CD - PROTECTED ENCLOSURES - IP40



BLANK DOOR

GW40655



ENCLOSURES PRE-FITTED FOR TERMINAL BLOCK HOUSING - WHITE RAL 9016

H_{alogen free}

Code	No. EN 50022 modules	External Dim. LxHxD (mm)	Installable terminal blocks	Dispersable power (W)	Characteristics	Pack Carton
GW 40 655	8	236 x 195 x 89	GW40401	19	Halogen free	18
GW 40 657	12+1	326 x 217 x 89	GW40402	26	Halogen free	8
GW 40 659	24+2 (12x2)	326 x 346 x 89	2 x GW40401	36	Halogen free	6
GW 40 661	36+2 (18x2)	453 x 396 x 95	2 x GW40402	47	Halogen free	3

NOTE: dispersible power calculated according to CEI 23-49.

ACCESSORIES SUPPLIED: module masks, service labels, spare hinges.

Self-adhesive label to be compiled for CEI 23-51 standard certification.

GW40657, GW40659, GW40661 door fitted with lock with 2 triangle-shaped keys.

GW40658



ENCLOSURES FITTED WITH TERMINAL BLOCK - WHITE RAL 9016

H_{alogen free}

Code	No. EN 50022 modules	External Dim. LxHxD (mm)	Dispersable power (W)	Characteristics	Pack Carton
GW 40 656	12+1	326 x 217 x 89	26	Halogen free	8
GW 40 658	24+2 (12x2)	326 x 346 x 89	36	Halogen free	6
GW 40 660	36+2 (18x2)	453 x 396 x 95	47	Halogen free	3

NOTES: dispersible power calculated according to CEI 23-49.

ACCESSORIES SUPPLIED: module masks, service labels, spare hinges, door fitted with lock with 2 triangle-shaped keys.

GW40656: Terminal blocks N (mm²) 3x(25)+(10x10) and Terminal blocks Earth (mm²) 3x(25)+(10x10);

GW40658: Terminal blocks N (mm²) 2x[(1x25)+(7x10)] and Terminal blocks Earth (mm²) 2x[(1x25)+(7x10)];

GW40660: Terminal blocks N (mm²) 2x[(3x25)+(10x10)] and Terminal blocks Earth (mm²) 2x[(3x25)+(10x10)].

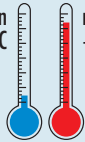
NEW

TECHNICAL CHARACTERISTICS FROM PAGE 978

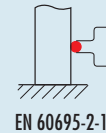
40 CD - PROTECTED DECORATIVE ENCLOSURES - IP40

INSTALLATION

min -15°C max +60°C



GWT 650°C



TP 70°C



SMOKED TRANSPARENT DOOR

DECORATIVE ENCLOSURES PRE-ARRANGED FOR TERMINAL BLOCKS

GW40225



H_{alogen free}

Code	No. EN 50022 modules	External Dim. LxHxD (mm)	Installable terminal blocks	Dispersable power (W)	Characteristics	Colour	Pack Carton
GW 40 237	4	130 x 160 x 85		17	Halogen free	White	12
GW 40 238	4	130 x 160 x 85		17	Halogen free	Toner black	12
GW 40 225	8	230 x 185 x 72	GW40401	17	Halogen free	White	16
GW 40 226	8	230 x 185 x 72	GW40401	17	Halogen free	Toner black	16
GW 40 229	12	310 x 190 x 72	GW40402	22	Halogen free	White	12
GW 40 230	12	310 x 190 x 72	GW40402	22	Halogen free	Toner black	12
GW 40 233	24 (12x2)	310 x 330 x 80	2 x GW40401	31	Halogen free	White	5
GW 40 234	24 (12x2)	310 x 330 x 80	2 x GW40401	31	Halogen free	Toner black	5
GW 40 239	36 (12x3)	310 x 483 x 90	2 x GW40402	45	Halogen free	White	5
GW 40 240	36 (12x3)	310 x 483 x 90	2 x GW40402	45	Halogen free	Toner black	5

NOTES: dispersible power calculated according to CEI 23-49.

ACCESSORIES SUPPLIED: module masks, service labels.

GW40225, GW40226, GW40229, GW40230, GW40233, GW40234, GW40239, GW40240: self-adhesive labels to be compiled for certification in compliance with the CEI 23-51 standard.

DECORATIVE ENCLOSURES FITTED UP WITH TERMINAL BLOCK

GW40228



H_{alogen free}

Code	No. EN 50022 modules	External Dim. LxHxD (mm)	Dispersable power (W)	Characteristics	Colour	Pack Carton
GW 40 227	12	310x190x72	22	Halogen free	White	12
GW 40 228	12	310x190x72	22	Halogen free	Toner black	12
GW 40 231	24 (12x2)	310x330x80	31	Halogen free	White	5
GW 40 232	24 (12x2)	310x330x80	31	Halogen free	Toner black	5
GW 40 241	36 (12x3)	310x483x90	45	Halogen free	White	5
GW 40 242	36 (12x3)	310x483x90	45	Halogen free	Toner black	5

NOTES: dispersible power calculated according to CEI 23-49.

ACCESSORIES SUPPLIED: module masks, service labels.

GW40227: Terminal blocks N (mm²) (3x25)+(10x10) and Terminal blocks Earth (mm²) (3x25)+(10x10);

GW40228: Terminal blocks N (mm²) (3x25)+(10x10) and Terminal blocks Earth (mm²) (3x25)+(10x10);

GW40231: Terminal blocks N (mm²) 2x[(1x25)+(7x10)] and Terminal blocks Earth (mm²) 2x[(1x25)+(7x10)];

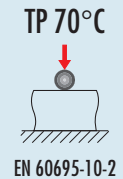
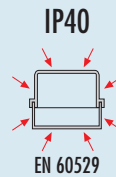
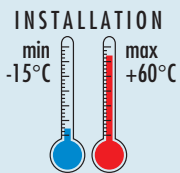
GW40232: Terminal blocks N (mm²) 2x[(1x25)+(7x10)] and Terminal blocks Earth (mm²) 2x[(1x25)+(7x10)];

GW40241: Terminal blocks N (mm²) 2x[(3x25)+(10x10)] and Terminal blocks Earth (mm²) 2x[(3x25)+(10x10)];

GW40242: Terminal blocks N (mm²) 2x[(3x25)+(10x10)] and Terminal blocks Earth (mm²) 2x[(3x25)+(10x10)].

40 CD - Co-ORDINATED SIGNAGE ENCLOSURES - IP40

40 CDI RANGE



DOOR WITH AUTOMATIC OPENING



GW40703

FLUSH-MOUNTING ENCLOSURES WITH PLACE FOR LABEL AND AUTOMATICALLY OPENING DOOR, SHINY FINISH CO-ORDINATED WITH THE COLOURS OF THE PLATES FOR THE DOMESTIC RANGE

H_{alogen free}

Code	Colour	External Dim. LxHxD (mm)	Dispersable power (W)	Characteristics	Pack Carton
No. EN 50022 MODULES: 12					
GW 40 701	Cloud white	320 x 255 x 80	26	Halogen free	1/2
GW 40 702	Toner black	320 x 255 x 80	26	Halogen free	1/2
GW 40 703	Geranium red	320 x 255 x 80	26	Halogen free	1/2
GW 40 704	Classic burgundy	320 x 255 x 80	26	Halogen free	1/2
GW 40 705	Venetian green	320 x 255 x 80	26	Halogen free	1/2
GW 40 706	Racing green	320 x 255 x 80	26	Halogen free	1/2
GW 40 707	Sky blue	320 x 255 x 80	26	Halogen free	1/2
GW 40 708	Jazz blue	320 x 255 x 80	26	Halogen free	1/2
GW 40 709	Corn yellow	320 x 255 x 80	26	Halogen free	1/2
GW 40 711	Metallic titanium	320 x 255 x 80	26	Halogen free	1/2
GW 40 712	Metallic slate	320 x 255 x 80	26	Halogen free	1/2
GW 40 716	English walnut	320 x 255 x 80	26	Halogen free	1/2
GW 40 717	Soft chrome	320 x 255 x 80	26	Halogen free	1/2
GW 40 718	Antique gold	320 x 255 x 80	26	Halogen free	1/2
No. EN 50022 MODULES: 24 (12x2)					
GW 40 721	Cloud white	320 x 360 x 80	36	Halogen free	1/2
GW 40 722	Toner black	320 x 360 x 80	36	Halogen free	1/2
GW 40 723	Geranium red	320 x 360 x 80	36	Halogen free	1/2
GW 40 724	Classic burgundy	320 x 360 x 80	36	Halogen free	1/2
GW 40 725	Venetian green	320 x 360 x 80	36	Halogen free	1/2
GW 40 726	Racing green	320 x 360 x 80	36	Halogen free	1/2
GW 40 727	Sky blue	320 x 360 x 80	36	Halogen free	1/2
GW 40 728	Jazz blue	320 x 360 x 80	36	Halogen free	1/2
GW 40 729	Corn yellow	320 x 360 x 80	36	Halogen free	1/2
GW 40 731	Metallic titanium	320 x 360 x 80	36	Halogen free	1/2
GW 40 732	Metallic slate	320 x 360 x 80	36	Halogen free	1/2
GW 40 736	English walnut	320 x 360 x 80	36	Halogen free	1/2
GW 40 737	Soft chrome	320 x 360 x 80	36	Halogen free	1/2
GW 40 738	Antique gold	320 x 360 x 80	36	Halogen free	1/2

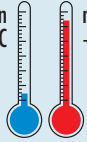
NOTES: dispersible power calculated according to CEI 23-49.

ACCESSORIES SUPPLIED: module masks, service identification labels. Neutral indicator label.

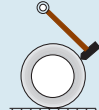
48 PTC - COMBINATION WATERTIGHT ENCLOSURES AND BOARDS - IP55

INSTALLATION

min -15°C max +60°C

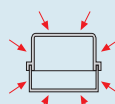


5 J



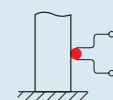
EN 50102

IP55



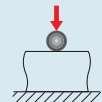
EN 60529

GWT 650°C



EN 60695-2-11

TP 70°C



EN 60695-10-2

MODULAR ENCLOSURES WITH SMOKED TRANSPARENT DOOR

WATERTIGHT FLUSH-MOUNTING MODULAR ENCLOSURES WITH SHOCKPROOF FRONTS - GREY RAL 7035

GW48681



H_{alogen free}

Code	No. EN 50022 modules	External Dim. LxHxD (mm)	Front dimensions LxH (mm)	Dispersable power (W)	Characteristics	Pack Carton
GW 48 681	6	138 x 169 x 70	175 x 210	15	Halogen free	1/6
GW 48 682	12	308 x 169 x 70	345 x 210	25	Halogen free	1/4

NOTES: dispersible power calculated according to CEI 23-49.

ACCESSORIES SUPPLIED: module mask, service labels, kit of Ø 4x32 mm stainless steel self-tapping screws, self-adhesive labels to be compiled for certification in compliance with the CEI 23-51 standard.

COMBINATION BOARD WITH SMOKED TRANSPARENT DOOR

WATERTIGHT FLUSH-MOUNTING COMBINED BOARD FITTED FOR MODULAR DEVICES AND FOR 2 FLANGES 85X75 MM FOR MOUNTING IEC 309 STANDARD SOCKET-OUTLETS - SHOCKPROOF FRONT - GREY RAL 7035

GW48686



H_{alogen free}

Code	No. EN 50022 modules	External Dim. LxHxD (mm)	Front dimensions LxH (mm)	Dispersable power (W)	Characteristics	Pack Carton
GW 48 686	4	308 x 169 x 70	345 x 210	19	Halogen free	1/4

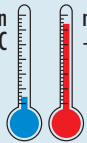
NOTES: dispersible power calculated according to CEI 23-49.

ACCESSORIES SUPPLIED: module mask, service labels, kit of Ø 4x32 mm stainless steel self-tapping screws.

40 CD - PROTECTED ENCLOSURES FOR PLASTERBOARD WALLS - IP40

INSTALLATION

min -15°C max +60°C

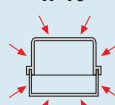


5 J



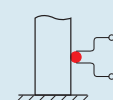
EN 50102

IP40



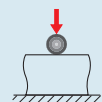
EN 60529

GWT 850°C



EN 60695-2-11

TP 70°C



EN 60695-10-2

BLANK DOOR AND FRAME IN METAL

ENCLOSURES FOR MASONRY WALLS EQUIPPED WITH TERMINAL BLOCKS - WHITE RAL 9016

GW40162



Code	No. EN 50022 modules	Terminal blocks N (mm ²)	Terminal blocks Earth (mm ²)	Dispersable power (W)	Pack Carton
GW 40 161	12+2	(1x25)+(3x16)+(14x10)	(1x25)+(3x16)+(14x10)	16	2
GW 40 162	24+4 (12x2)	(2x25)+(6x16)+(16x10)	(1x25)+(3x16)+(14x10)	19	2
GW 40 163	36+6 (12x3)	(2x25)+(6x16)+(22x10)	(1x25)+(5x16)+(22x10)	24	2
GW 40 164	48+8 (12x4)	(2x25)+(6x16)+(22x10)	(1x25)+(5x16)+(22x10)	27	2

NOTES: dispersible power calculated according to CEI 23-49.

ACCESSORIES SUPPLIED: labels with self-adhesive pictograms for the identification of services, positioning brackets for removable upper walls with pre-cut holes for cable entry (spare), certification label.

CHARACTERISTICS: Removable upper part with pre-cut holes for cable entry.

COMPLEMENTARY ITEMS

INSTALLATION AND COUPLING

GW40479



ANTI-DEFORMATION BRACKETS FOR WALLING CDK BOARD BACK-MOUNTING BOXES

Code	For boards	Characteristics	Pack
	EN 50022 rail		Carton
GW 40 479	18 modules	Halogen free	5

APPLICATIONS: avoid back-mounting box deformations during masonry work.

GW40425



COMBINED COUPLING COMPONENT FOR CDK FLUSH-MOUNTING DISTRIBUTION BOARDS AND ENCLOSURES

Code	Fixing	Characteristics	Pack
			Carton
GW 40 425	Clip	Halogen free	10

APPLICATIONS: for enclosures and boards of sizes starting from 12 modules.

GW48645



KIT OF 4 LONG SELF-TAPPING SCREWS WITH SPACERS TO SECURE LIDS AND FRONTS

Code	Screw dimension (mm)	Spacer thickness (mm)	Pack
			Carton
GW 48 645	∅ 4x45	max 10 mm reducible	1/100

CHARACTERISTICS: the kit can also be used for the following flush-mounting ranges: CD/CDK (starting from 6 modules), 48 CM and 42 RV.

GW48026



PTC BOX COUPLING ADAPTOR

Code	Description	Characteristics	Pack
			Carton
GW 48 026	Base box coupling	Halogen free	5/25

APPLICATIONS: it permits making vertical/horizontal combined compositions, and making it easier for cables to pass through.

GW70009




GALVANIZED STEEL EXTENDING BRACKETS FOR REAR FIXING, COMPLETE WITH SELF-TAPPING SCREWS - SET OF 4 BRACKETS - 70 RT RANGE

Code	Adjustable distance	Pack
		Carton
GW 70 009	90 - 160 mm	1/10

APPLICATIONS: in making upright columns, it permits creating an air gap for conduits to pass between the PTC box and the wall.

WIRING

GW40402



INSULATED NEUTRAL AND EARTH TERMINAL BLOCKS FOR SURFACE ENCLOSURES AND DISTRIBUTION BOARDS

Code	Terminal blocks N (mm ²)	Terminal blocks Earth (mm ²)	For enclosures	Fixing	Pack
					Carton
GW 40 401	(1x25)+(7x10)	(1x25)+(7x10)	8 modules EN 50022	With screws	20
GW 40 402	(3x25)+(10x10)	(3x25)+(10x10)	12 modules EN 50022	With screws	20
GW 40 404	(5x25)+(14x10)	(5x25)+(14x10)	18 modules EN 50022	With screws and/or clip	20

ACCESSORIES SUPPLIED: fixing screws.

GW40451



TERMINAL BLOCK WITH SUPPORT FOR ENCLOSURES FOR PLASTERBOARD WALLS

Code	Terminal blocks N (mm ²)	Terminal blocks Earth (mm ²)	For enclosures	Pack	
				Carton	
GW 40 451	(1x25)+(3x16)+(14x10)	(1x25)+(3x16)+(14x10)	12 modules	20	
GW 40 452	(1x25)+(3x16)+(8x10)	(1x25)+(3x16)+(14x10)	24 modules	20	
GW 40 453	(1x25)+(3x16)+(14x10)	(1x25)+(3x16)+(8x10)	(1x25)+(5x16)+(22x10)	36-48 modules	20

CHARACTERISTICS: clip fixing.

40 CDI RANGE

FLUSH-MOUNTING DISTRIBUTION BOARDS AND ENCLOSURES



40 CDI RANGE




GW40488

INTERNAL HORIZONTAL DIVIDERS FOR CDK DISTRIBUTION BOARDS

Code	For boards EN 50022 rail	Fixing	Characteristics	Pack Carton
GW 40 487	12 modules	Clip	Halogen free	10/100
GW 40 488	18 modules	Clip	Halogen free	10/100

NOTES: they permit making internal separation between the circuits having different voltages located on more than one row inside the same shell.



GW40495

BLANK COVER PANELS 1 MODULE HIGH FOR CDK BOARDS


Code	Suitable for	For boards EN 50022 rail	Colour	Characteristics	Pack Carton
GW 40 495	Flush mounting boards	12 modules	White RAL 9016	Halogen free	20
GW 40 496	Flush mounting boards	18 modules	White RAL 9016	Halogen free	20



GW40461

PAIR OF JOINTS FOR COUPLING COMBINATIONS OF FLUSH-MOUNTING ENCLOSURES FOR PLASTERBOARD WALLS

Code	Fixing	Pack Carton
GW 40 461	Clip	20



GW40457

INTERNAL DIVIDERS FOR ENCLOSURES FOR PLASTERBOARD WALLS

Code	Type of divider	For enclosures	Fixing	Pack Carton
GW 40 456	Vertical	12 modules	Clip	50
GW 40 457	Vertical	24 modules	Clip	50
GW 40 458	Vertical	36 modules	Clip	30
GW 40 459	Vertical	48 modules	Clip	20
GW 40 460	Horizontal	12-24-36-48 modules	Clip	50



GW66745

WATERTIGHT COVERS FITTED FOR 1 PUSH-BUTTON/INDICATOR Ø 22 MM

Code	Dimension BxH (mm)	Suitable for	Colour	Pack Carton
GW 66 708	85x75	1 Button Ø22 mm Range 74 PS	Grey	1/20
GW 66 745	85x75	1 Button Ø22 mm Range 74 PS	Yellow	1/20
GW 27 401	85 x 75	2 SYSTEM modules	Grey	3/60

ACCESSORIES SUPPLIED: gasket and mounting screws.

APPLICATIONS: Possibility of mounting on Q-DIN distribution boards, PTC junction boxes, flanged lids and panels. GW66745 specific for emergency buttons.

MISCELLANEOUS



GW40421

SECURITY TRIANGULAR KEY

Code	For enclosures	Material	Characteristics	Pack Carton
GW 40 421	40 CD protected Blank door	Insulation	Halogen free	10/100



GW40422

CYLINDRICAL SECURITY LOCK

Code	For enclosures	Material	Pack Carton
GW 40 422	40 CDK	Pressure die-cast	1/10

ACCESSORIES SUPPLIED: 2 keys. All keys are supplied with standardised code.

TECHNICAL CHARACTERISTICS FROM PAGE 978

40 CDI RANGE

FLUSH-MOUNTING DISTRIBUTION BOARDS AND ENCLOSURES

GEWISS

GW40463



SAFETY LOCK

Code	For enclosures	Material	Pack Carton
GW 40 463	40 CD for plasterboard walls	Metal	1/10

ACCESSORIES SUPPLIED: 2 keys with standardised code.

GW48644



WATERTIGHT CYLINDRICAL SECURITY LOCK

Code	For enclosures	Material	Pack Carton
GW 48 644	48 PTC and 42 RV range	Pressure die-cast	1/10

ACCESSORIES SUPPLIED: 2 keys. All keys are supplied with standardised code.

40 CDI RANGE

TECHNICAL CHARACTERISTICS FROM PAGE 978