

## 66 COMBIBLOC - COMPACT PROTECTED AND WATERTIGHT SOCKET-OUTLETS

### WITHOUT BOTTOM - IP44



GW66439

COMPACT FIXED INTERLOCKED SOCKET-OUTLETS - 50/60 HZ					
Code	No. poles	Nominal voltage	Colour	Reference h	Pack Carton
<b>RATED CURRENT (A): 16</b>					
GW 66 423	2P+E	110 V	Yellow	4	1/12
GW 66 424	3P+E	110 V	Yellow	4	1/12
GW 66 425	3P+N+E	110 V	Yellow	4	1/12
GW 66 426	2P+E	230 V	Blue	6	1/12
GW 66 427	3P+E	230 V	Blue	9	1/12
GW 66 428	3P+N+E	230 V	Blue	9	1/12
GW 66 429	2P+E	400 V	Red	9	1/12
GW 66 430	3P+E	400 V	Red	6	1/12
GW 66 431	3P+N+E	400 V	Red	6	1/12
<b>RATED CURRENT (A): 32</b>					
GW 66 434	2P+E	110 V	Yellow	4	1/12
GW 66 435	3P+E	110 V	Yellow	4	1/12
GW 66 436	3P+N+E	110 V	Yellow	4	1/12
GW 66 437	2P+E	230 V	Blue	6	1/12
GW 66 438	3P+E	230 V	Blue	9	1/12
GW 66 439	3P+N+E	230 V	Blue	9	1/12
GW 66 440	2P+E	400 V	Red	9	1/12
GW 66 441	3P+E	400 V	Red	6	1/12
GW 66 442	3P+N+E	400 V	Red	6	1/12

### WITH BASE - IP44



GW66404

COMPACT FIXED INTERLOCKED SOCKET-OUTLETS - 50/60 HZ					
Code	No. poles	Nominal voltage	Colour	Reference h	Pack Carton
<b>RATED CURRENT (A): 16</b>					
GW 66 401	2P+E	110 V	Yellow	4	1/12
GW 66 402	3P+E	110 V	Yellow	4	1/12
GW 66 403	3P+N+E	110 V	Yellow	4	1/12
GW 66 404	2P+E	230 V	Blue	6	1/12
GW 66 405	3P+E	230 V	Blue	9	1/12
GW 66 406	3P+N+E	230 V	Blue	9	1/12
GW 66 407	2P+E	400 V	Red	9	1/12
GW 66 408	3P+E	400 V	Red	6	1/12
GW 66 409	3P+N+E	400 V	Red	6	1/12
<b>RATED CURRENT (A): 32</b>					
GW 66 412	2P+E	110 V	Yellow	4	1/12
GW 66 413	3P+E	110 V	Yellow	4	1/12
GW 66 414	3P+N+E	110 V	Yellow	4	1/12
GW 66 415	2P+E	230 V	Blue	6	1/12
GW 66 416	3P+E	230 V	Blue	9	1/12
GW 66 417	3P+N+E	230 V	Blue	9	1/12
GW 66 418	2P+E	400 V	Red	9	1/12
GW 66 419	3P+E	400 V	Red	6	1/12
GW 66 420	3P+N+E	400 V	Red	6	1/12

### WITHOUT BOTTOM - IP55



GW66481

COMPACT FIXED INTERLOCKED SOCKET-OUTLETS - 50/60 HZ					
Code	No. poles	Nominal voltage	Colour	Reference h	Pack Carton
<b>RATED CURRENT (A): 16</b>					
GW 66 467	2P+E	110 V	Yellow	4	1/12
GW 66 468	3P+E	110 V	Yellow	4	1/12
GW 66 469	3P+N+E	110 V	Yellow	4	1/12
GW 66 470	2P+E	230 V	Blue	6	1/12
GW 66 471	3P+E	230 V	Blue	9	1/12
GW 66 472	3P+N+E	230 V	Blue	9	1/12
GW 66 473	2P+E	400 V	Red	9	1/12
GW 66 474	3P+E	400 V	Red	6	1/12
GW 66 475	3P+N+E	400 V	Red	6	1/12

TO BE CONTINUED ON NEXT PAGE

(TO BE CONTINUED)

### COMPACT FIXED INTERLOCKED SOCKET-OUTLETS - 50/60 HZ

Code	No. poles	Nominal voltage	Colour	Reference h	Pack Carton
<b>RATED CURRENT (A): 32</b>					
GW 66 478	2P+E	110 V	Yellow	4	1/12
GW 66 479	3P+E	110 V	Yellow	4	1/12
GW 66 480	3P+N+E	110 V	Yellow	4	1/12
GW 66 481	2P+E	230 V	Blue	6	1/12
GW 66 482	3P+E	230 V	Blue	9	1/12
GW 66 483	3P+N+E	230 V	Blue	9	1/12
GW 66 484	2P+E	400 V	Red	9	1/12
GW 66 485	3P+E	400 V	Red	6	1/12
GW 66 486	3P+N+E	400 V	Red	6	1/12

## WITH BASE - IP55

GW66453



### COMPACT FIXED INTERLOCKED SOCKET-OUTLETS - 50/60 HZ

Code	No. poles	Nominal voltage	Colour	Reference h	Pack Carton
<b>RATED CURRENT (A): 16</b>					
GW 66 445	2P+E	110 V	Yellow	4	1/12
GW 66 446	3P+E	110 V	Yellow	4	1/12
GW 66 447	3P+N+E	110 V	Yellow	4	1/12
GW 66 448	2P+E	230 V	Blue	6	1/12
GW 66 449	3P+E	230 V	Blue	9	1/12
GW 66 450	3P+N+E	230 V	Blue	9	1/12
GW 66 451	2P+E	400 V	Red	9	1/12
GW 66 452	3P+E	400 V	Red	6	1/12
GW 66 453	3P+N+E	400 V	Red	6	1/12
<b>RATED CURRENT (A): 32</b>					
GW 66 456	2P+E	110 V	Yellow	4	1/12
GW 66 457	3P+E	110 V	Yellow	4	1/12
GW 66 458	3P+N+E	110 V	Yellow	4	1/12
GW 66 459	2P+E	230 V	Blue	6	1/12
GW 66 460	3P+E	230 V	Blue	9	1/12
GW 66 461	3P+N+E	230 V	Blue	9	1/12
GW 66 462	2P+E	400 V	Red	9	1/12
GW 66 463	3P+E	400 V	Red	6	1/12
GW 66 464	3P+N+E	400 V	Red	6	1/12

## COMPLEMENTARY ITEMS

GW66496



### BACK-MOUNTING BOX FOR PROTECTED AND WATERTIGHT COMPACT FIXED SOCKET-OUTLETS - IP55

Code	Houseable interloc. socket	Houseable socket-o. IB type	Side entries	Top entries	Bottom entries	Pack Carton
GW 66 496	1	Compact 16A/32A	2 x Ø 23	1 x Ø 23/29	1 x Ø 29/23	1/12

GW66498



### FLUSH-MOUNTING BOX WITH FRAME FOR PROTECTED FIXED COMPACT AND WATERTIGHT SOCKET-OUTLETS - IP55

Code	Houseable interloc. socket	Houseable socket-o. IB type	Pack Carton
GW 66 498	1	Compact 16A/32A	1/12

**APPLICATIONS:** possibility of mounting on rectangular flush-mounting box for modular ranges (GW24303 and GW24203) with 83.5-mm distance between centres and on 48 PT range junction box (GW48002).

GW40422



### CYLINDRICAL SECURITY LOCK WITH KEY

Code	Material	Pack Carton
GW 40 422	Pressure die-cast	1/10

**ACCESSORIES SUPPLIED:** 2 keys. All keys are supplied with standardised code.

# 66/67 IB RANGE

INTERLOCKED SOCKET-OUTLETS TO IEC 309 STANDARDS



GW68441

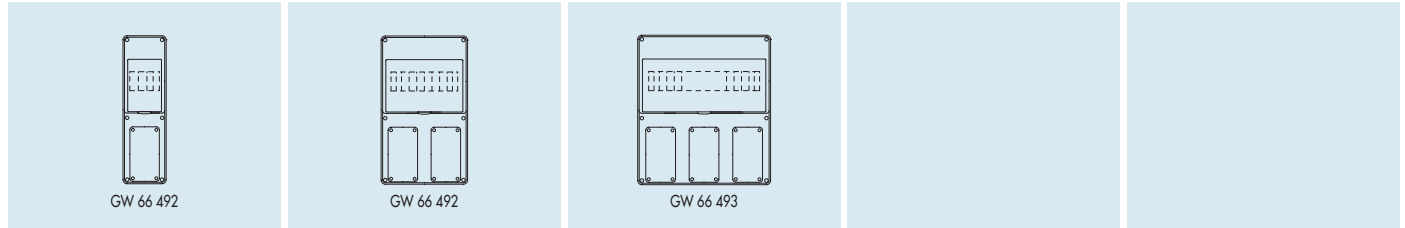


## FLOOR MOUNTING AND WORKBENCH TOWER - IP55

Code	External Dim. LxHxD (mm)	Houseable socket-o. IB type	Pack Carton
GW 68 441	295 x 200 x 180	Compact 16A/32A	1/6

**CHARACTERISTICS:** opposing flanges with smooth and honeycomb surface to secure interlocked socket-outlets.  
**APPLICATIONS:** installed combined using the coupler GW26406.

## DISTRIBUTION BOARDS FOR COMBIBLOC SOCKET-OUTLET



GW66493



## UNWIRED WATERTIGHT BOARDS FOR PROTECTED AND WATERTIGHT FIXED COMPACT SOCKET-OUTLETS

Code	N. flanged lids	No. EN 50022 modules	Dispersable power (W)	Pack Carton
GW 66 491	1 s.-outlet COMBIBLOC 16/32A	4	10	1/12
GW 66 492	2 s.-outlet COMBIBLOC 16/32A	8	13	1/6
GW 66 493	3 s.-outlet COMBIBLOC 16/32A	12	24	1/4

**CHARACTERISTICS:** the transparent door is fitted for the security lock GW40422.

GW40401



## ISOLATED NEUTRAL AND EARTH TERMINAL BLOCKS FOR WATERTIGHT VERTICAL BOARDS

Code	Terminal blocks N (mm <sup>2</sup> )	Terminal blocks Earth (mm <sup>2</sup> )	Suitable for	Fixing	Pack Carton
GW 40 401	(1x25)+(7x10)	(1x25)+(7x10)	GW66492	With screws	20
GW 40 402	(3x25)+(10x10)	(3x25)+(10x10)	GW66493	With screws	20

**ACCESSORIES SUPPLIED:** fixing screws.

## 66 IB - HORIZONTAL PROTECTED SOCKET-OUTLETS

### WITHOUT BOTTOM WITHOUT FUSEHOLDER BASE (SBF) - IP44

GW66108



## PROTECTED FIXED INTERLOCKED HORIZONTAL SOCKET-OUTLETS - 50/60HZ

Code	No. poles	Nominal voltage	Colour	Reference h	Pack Carton
<b>RATED CURRENT (A): 16</b>					
GW 66 101	2P+E	110 V	Yellow	4	1/12
GW 66 102	3P+E	110 V	Yellow	4	1/12
GW 66 103	3P+N+E	110 V	Yellow	4	1/12
GW 66 104	2P+E	230 V	Blue	6	1/12
GW 66 105	3P+E	230 V	Blue	9	1/12
GW 66 106	3P+N+E	230 V	Blue	9	1/12
GW 66 107	2P+E	400 V	Red	9	1/12
GW 66 108	3P+E	400 V	Red	6	1/12
GW 66 109	3P+N+E	400 V	Red	6	1/12
GW 66 110	3P+E	500 V	Black	7	1/12
GW 66 111	3P+N+E	500 V	Black	7	1/12
<b>RATED CURRENT (A): 32</b>					
GW 66 112	2P+E	110 V	Yellow	4	1/12
GW 66 113	3P+E	110 V	Yellow	4	1/12
GW 66 114	3P+N+E	110 V	Yellow	4	1/12
GW 66 115	2P+E	230 V	Blue	6	1/12
GW 66 116	3P+E	230 V	Blue	9	1/12
GW 66 117	3P+N+E	230 V	Blue	9	1/12
GW 66 118	2P+E	400 V	Red	9	1/12
GW 66 119	3P+E	400 V	Red	6	1/12
GW 66 120	3P+N+E	400 V	Red	6	1/12
GW 66 121	3P+E	500 V	Black	7	1/12
GW 66 122	3P+N+E	500 V	Black	7	1/12

TECHNICAL CHARACTERISTICS FROM PAGE 628

## WITH BOTTOM WITHOUT FUSEHOLDER BASE (SBF) - IP44

GW66004



### PROTECTED FIXED INTERLOCKED HORIZONTAL SOCKET-OUTLETS - 50/60HZ

Code	No. poles	Nominal voltage	Colour	Reference h	Pack Carton
<b>RATED CURRENT (A): 16</b>					
GW 66 001	2P+E	110 V	Yellow	4	1/12
GW 66 002	3P+E	110 V	Yellow	4	1/12
GW 66 003	3P+N+E	110 V	Yellow	4	1/12
GW 66 004	2P+E	230 V	Blue	6	1/12
GW 66 005	3P+E	230 V	Blue	9	1/12
GW 66 006	3P+N+E	230 V	Blue	9	1/12
GW 66 007	2P+E	400 V	Red	9	1/12
GW 66 008	3P+E	400 V	Red	6	1/12
GW 66 009	3P+N+E	400 V	Red	6	1/12
GW 66 010	3P+E	500 V	Black	7	1/12
GW 66 011	3P+N+E	500 V	Black	7	1/12
<b>RATED CURRENT (A): 32</b>					
GW 66 012	2P+E	110 V	Yellow	4	1/12
GW 66 013	3P+E	110 V	Yellow	4	1/12
GW 66 014	3P+N+E	110 V	Yellow	4	1/12
GW 66 015	2P+E	230 V	Blue	6	1/12
GW 66 016	3P+E	230 V	Blue	9	1/12
GW 66 017	3P+N+E	230 V	Blue	9	1/12
GW 66 018	2P+E	400 V	Red	9	1/12
GW 66 019	3P+E	400 V	Red	6	1/12
GW 66 020	3P+N+E	400 V	Red	6	1/12
GW 66 021	3P+E	500 V	Black	7	1/12
GW 66 022	3P+N+E	500 V	Black	7	1/12

**ACCESSORIES SUPPLIED:** coupling for Ø 20 mm conduits and Ø 23 mm cable gland.

## WITHOUT BOTTOM WITH FUSEHOLDER BASE (CBF) - IP44

GW66131



### PROTECTED FIXED INTERLOCKED HORIZONTAL SOCKET-OUTLETS AND FUSE-HOLDER BASE - 50/60HZ

Code	No. poles	Nominal voltage	Colour	Fuse-holder base	Reference h	Pack Carton
<b>RATED CURRENT (A): 16</b>						
GW 66 123	2P+E	110 V	Yellow	E14	4	1/12
GW 66 124	3P+E	110 V	Yellow	E14	4	1/12
GW 66 125	3P+N+E	110 V	Yellow	E14	4	1/12
GW 66 126	2P+E	230 V	Blue	E14	6	1/12
GW 66 127	3P+E	230 V	Blue	E14	9	1/12
GW 66 128	3P+N+E	230 V	Blue	E14	9	1/12
GW 66 129	2P+E	400 V	Red	E14	9	1/12
GW 66 130	3P+E	400 V	Red	E14	6	1/12
GW 66 131	3P+N+E	400 V	Red	E14	6	1/12
GW 66 132	3P+E	500 V	Black	E14	7	1/12
GW 66 133	3P+N+E	500 V	Black	E14	7	1/12
<b>RATED CURRENT (A): 32</b>						
GW 66 134	2P+E	110 V	Yellow	E18	4	1/12
GW 66 135	3P+E	110 V	Yellow	E18	4	1/12
GW 66 136	3P+N+E	110 V	Yellow	E18	4	1/12
GW 66 137	2P+E	230 V	Blue	E18	6	1/12
GW 66 138	3P+E	230 V	Blue	E18	9	1/12
GW 66 139	3P+N+E	230 V	Blue	E18	9	1/12
GW 66 140	2P+E	400 V	Red	E18	9	1/12
GW 66 141	3P+E	400 V	Red	E18	6	1/12
GW 66 142	3P+N+E	400 V	Red	E18	6	1/12
GW 66 143	3P+E	500 V	Black	E18	7	1/12
GW 66 144	3P+N+E	500 V	Black	E18	7	1/12

## WITH BOTTOM WITH FUSEHOLDER BASE (CBF) - IP44

GW66026



### PROTECTED FIXED INTERLOCKED HORIZONTAL SOCKET-OUTLETS AND FUSE-HOLDER BASE - 50/60HZ

Code	No. poles	Nominal voltage	Colour	Fuse-holder base	Reference h	Pack Carton
<b>RATED CURRENT (A): 16</b>						
GW 66 023	2P+E	110 V	Yellow	E14	4	1/12
GW 66 024	3P+E	110 V	Yellow	E14	4	1/12
GW 66 025	3P+N+E	110 V	Yellow	E14	4	1/12
GW 66 026	2P+E	230 V	Blue	E14	6	1/12
GW 66 027	3P+E	230 V	Blue	E14	9	1/12
GW 66 028	3P+N+E	230 V	Blue	E14	9	1/12
GW 66 029	2P+E	400 V	Red	E14	9	1/12
GW 66 030	3P+E	400 V	Red	E14	6	1/12
GW 66 031	3P+N+E	400 V	Red	E14	6	1/12
GW 66 032	3P+E	500 V	Black	E14	7	1/12
GW 66 033	3P+N+E	500 V	Black	E14	7	1/12
<b>RATED CURRENT (A): 32</b>						
GW 66 034	2P+E	110 V	Yellow	E18	4	1/12
GW 66 035	3P+E	110 V	Yellow	E18	4	1/12
GW 66 036	3P+N+E	110 V	Yellow	E18	4	1/12
GW 66 037	2P+E	230 V	Blue	E18	6	1/12
GW 66 038	3P+E	230 V	Blue	E18	9	1/12
GW 66 039	3P+N+E	230 V	Blue	E18	9	1/12
GW 66 040	2P+E	400 V	Red	E18	9	1/12
GW 66 041	3P+E	400 V	Red	E18	6	1/12
GW 66 042	3P+N+E	400 V	Red	E18	6	1/12
GW 66 043	3P+E	500 V	Black	E18	7	1/12
GW 66 044	3P+N+E	500 V	Black	E18	7	1/12

**ACCESSORIES SUPPLIED:** coupling for Ø 20 and Ø 25 mm conduits and Ø 29 mm cable gland.

## COMPLEMENTARY ITEMS FOR SOCKET-OUTLETS WITHOUT FUSEHOLDER BASE (SBF) - IP44


GW66676



### SURFACE-MOUNTING BOX FOR HORIZONTAL INTERLOCKED SOCKET-OUTLETS - IP44

Code	Houseable interloc. socket	Houseable socket-o. IB type	Side entries	Top entries	Bottom entries	Pack Carton
GW 66 676	1	16/32 A SBF	4 x Ø 23	3 x Ø 23	3 x Ø 23	1/10

GW66681



### FLUSH-MOUNTING BOX WITH FRAME FOR FIXED HORIZONTAL SOCKET-OUTLETS - IP44

Code	Houseable interloc. socket	Houseable socket-o. IB type	Pack Carton
GW 66 681	1	16/32 A SBF	1/10

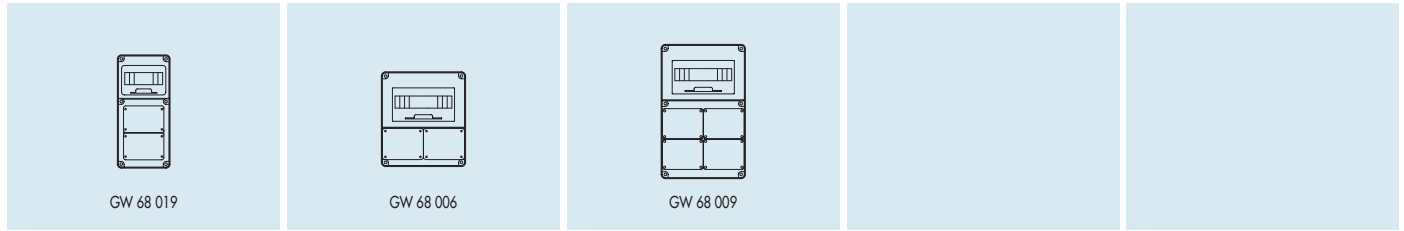
GW66701



### BLANK LID FOR FIXED HORIZONTAL SOCKET-OUTLET COMPARTMENT - IP44

Code	For distribution boards	For back boxes	For flush-mounting boxes	Pack Carton
GW 66 701	GW68006 GW68019 GW68009	GW66676	GW66681	1/10

## DISTRIBUTION BOARDS FOR SOCKET-OUTLETS WITHOUT FUSEHOLDER BASE (SBF) - IP55



GW68006

### Q-DIN 8/12 UNWIRED WATERTIGHT BOARDS WITH FLANGED LID - IP55

Code	Houseable interloc. socket	Type	No. EN 50022 modules	Dispersable power (W)	Pack Carton
GW 68 019	2	16A/32A SBF sovrapposte	8	13	6
GW 68 006	2	16A/32A SBF affiancate	12	24	4
GW 68 009	4	16A/32A SBF	12	24	3

**ACCESSORIES SUPPLIED:** cable clamp and 4 screw caps.

## COMPLEMENTARY ITEMS FOR SOCKET-OUTLETS WITH FUSEHOLDER BASE (CBF) - IP44



GW6677

### SURFACE-MOUNTING BOX FOR HORIZONTAL FIXED SOCKET-OUTLET - IP44

Code	Houseable interloc. socket	Houseable socket-o. IB type	Side entries	Top entries	Bottom entries	Pack Carton
GW 66 677	1	16/32 A CBF	4 x Ø 23	2 x Ø 23 - 1 x Ø 29	2 x Ø 23 - 1 x Ø 29	1/10



GW6682

### BOXES WITH FRAME FOR FLUSH-MOUNTING OF HORIZONTAL FIXED SOCKET-OUTLETS - IP44

Code	Houseable interloc. socket	Houseable socket-o. IB type	Pack Carton
GW 66 682	1	16/32 A CBF	1/10




GW66702

### BLANK LIDS FOR CLOSING HORIZONTAL FIXED SOCKET-OUTLET COMPARTMENT - IP44

Code	For distribution boards	For back boxes	For flush-mounting boxes	Pack Carton
GW 66 702	GW68014	GW66677	GW66682	1/10

## DISTRIBUTION BOARDS FOR SOCKET-OUTLETS WITH FUSEHOLDER BASE (CBF) - IP55



GW68014

### Q-DIN 18 UNWIRED WATERTIGHT BOARD WITH FLANGED LID - IP55

Code	Houseable interloc. socket	Type	No. EN 50022 modules	Dispersable power (W)	Pack Carton
GW 68 014	4	16A/32A C.B.F.	18	30	2

**ACCESSORIES SUPPLIED:** 6 screw caps, flush-mounting frame and door with lock (2 keys supplied).

## 66/67 IB - VERTICAL WATERTIGHT FIXED SOCKET-OUTLETS

### WITHOUT BOTTOM WITHOUT FUSEHOLDER BASE(SBF) - IP55

GW66308



#### WATERTIGHT VERTICAL FIXED INTERLOCKED SOCKET-OUTLETS - 50/60HZ

Code	No. poles	Nominal voltage	Colour	Reference h	Pack Carton
<b>RATED CURRENT (A): 16</b>					
GW 66 301	2P+E	110 V	Yellow	4	1/12
GW 66 302	3P+E	110 V	Yellow	4	1/12
GW 66 303	3P+N+E	110 V	Yellow	4	1/12
GW 66 304	2P+E	230 V	Blue	6	1/12
GW 66 305	3P+E	230 V	Blue	9	1/12
GW 66 306	3P+N+E	230 V	Blue	9	1/12
GW 66 307	2P+E	400 V	Red	9	1/12
GW 66 308	3P+E	400 V	Red	6	1/12
GW 66 309	3P+N+E	400 V	Red	6	1/12
GW 66 310	3P+E	500 V	Black	7	1/12
GW 66 311	3P+N+E	500 V	Black	7	1/12
<b>RATED CURRENT (A): 32</b>					
GW 66 312	2P+E	110 V	Yellow	4	1/12
GW 66 313	3P+E	110 V	Yellow	4	1/12
GW 66 314	3P+N+E	110 V	Yellow	4	1/12
GW 66 315	2P+E	230 V	Blue	6	1/12
GW 66 316	3P+E	230 V	Blue	9	1/12
GW 66 317	3P+N+E	230 V	Blue	9	1/12
GW 66 318	2P+E	400 V	Red	9	1/12
GW 66 319	3P+E	400 V	Red	6	1/12
GW 66 320	3P+N+E	400 V	Red	6	1/12
GW 66 321	3P+E	500 V	Black	7	1/12
GW 66 322	3P+N+E	500 V	Black	7	1/12
GW 66 357	3P+E	380 - 440 V	Red	3	1/12
<b>RATED CURRENT (A): 63</b>					
GW 67 356	2P+E	110 V	Yellow	4	1/4
GW 67 357	3P+E	110 V	Yellow	4	1/4
GW 67 358	3P+N+E	110 V	Yellow	4	1/4
GW 67 359	2P+E	230 V	Blue	6	1/4
GW 67 360	3P+E	230 V	Blue	9	1/4
GW 67 361	3P+N+E	230 V	Blue	9	1/4
GW 67 362	2P+E	400 V	Red	9	1/4
GW 67 363	3P+E	400 V	Red	6	1/4
GW 67 364	3P+N+E	400 V	Red	6	1/4
GW 67 365	3P+E	500 V	Black	7	1/4
GW 67 366	3P+N+E	500 V	Black	7	1/4

66/67 IB RANGE

GW66359



#### WATERTIGHT VERTICAL SOCKET-OUTLET WITH SAFETY TRANSFORMER (SELV) - 230V / 24V - 50HZ - IP55

Code	No. poles	Output voltage	Colour	Nominal Power	Pack Carton
<b>RATED CURRENT (A): 16</b>					
GW 66 359	2P	24 V	Violet	160 VA	1/4

## WITH BOTTOM WITHOUT FUSEHOLDER BASE(SBF) - IP55



GW66204

### WATERTIGHT VERTICAL FIXED INTERLOCKED SOCKET-OUTLETS - 50/60HZ

Code	No. poles	Nominal voltage	Colour	Reference h	Pack Carton
<b>RATED CURRENT (A): 16</b>					
GW 66 201	2P+E	110 V	Yellow	4	1/12
GW 66 202	3P+E	110 V	Yellow	4	1/12
GW 66 203	3P+N+E	110 V	Yellow	4	1/12
GW 66 204	2P+E	230 V	Blue	6	1/12
GW 66 205	3P+E	230 V	Blue	9	1/12
GW 66 206	3P+N+E	230 V	Blue	9	1/12
GW 66 207	2P+E	400 V	Red	9	1/12
GW 66 208	3P+E	400 V	Red	6	1/12
GW 66 209	3P+N+E	400 V	Red	6	1/12
GW 66 210	3P+E	500 V	Black	7	1/12
GW 66 211	3P+N+E	500 V	Black	7	1/12
<b>RATED CURRENT (A): 32</b>					
GW 66 212	2P+E	110 V	Yellow	4	1/12
GW 66 213	3P+E	110 V	Yellow	4	1/12
GW 66 214	3P+N+E	110 V	Yellow	4	1/12
GW 66 215	2P+E	230 V	Blue	6	1/12
GW 66 216	3P+E	230 V	Blue	9	1/12
GW 66 217	3P+N+E	230 V	Blue	9	1/12
GW 66 218	2P+E	400 V	Red	9	1/12
GW 66 219	3P+E	400 V	Red	6	1/12
GW 66 220	3P+N+E	400 V	Red	6	1/12
GW 66 221	3P+E	500 V	Black	7	1/12
GW 66 222	3P+N+E	500 V	Black	7	1/12
GW 66 257	3P+E	380 - 440 V	Red	3	1/12
<b>RATED CURRENT (A): 63</b>					
GW 67 256	2P+E	110 V	Yellow	4	1/4
GW 67 257	3P+E	110 V	Yellow	4	1/4
GW 67 258	3P+N+E	110 V	Yellow	4	1/4
GW 67 259	2P+E	230 V	Blue	6	1/4
GW 67 260	3P+E	230 V	Blue	9	1/4
GW 67 261	3P+N+E	230 V	Blue	9	1/4
GW 67 262	2P+E	400 V	Red	9	1/4
GW 67 263	3P+E	400 V	Red	6	1/4
GW 67 264	3P+N+E	400 V	Red	6	1/4
GW 67 265	3P+E	500 V	Black	7	1/4
GW 67 266	3P+N+E	500 V	Black	7	1/4

ACCESSORIES SUPPLIED: 4 Ø 25 mm insulating screwcaps; cable gland Pg 29 for 16 / 32 A versions, cable gland Pg 36 for 63 A versions.



GW66259

### WATERTIGHT VERTICAL SOCKET-OUTLET WITH SAFETY TRANSFORMER (SELV) - 230V / 24V - 50HZ - IP55

Code	No. poles	Output voltage	Colour	Nominal Power	Pack Carton
<b>RATED CURRENT (A): 16</b>					
GW 66 259	2P	24 V	Violet	160 VA	1/4

ACCESSORIES SUPPLIED: 4 Ø 25 mm insulating screwcaps.

## WITHOUT BOTTOM WITH FUSEHOLDER BASE (CBF) - IP55



GW66326

### VERTICAL WATERTIGHT INTERLOCKED FIXED SOCKET-OUTLETS AND FUSEHOLDER BASE - 50/60HZ

Code	No. poles	Nominal voltage	Colour	Fuse-holder base	Reference h	Pack Carton
<b>RATED CURRENT (A): 16</b>						
GW 66 323	2P+E	110 V	Yellow	E14	4	1/12
GW 66 324	3P+E	110 V	Yellow	E14	4	1/12
GW 66 325	3P+N+E	110 V	Yellow	E14	4	1/12
GW 66 326	2P+E	230 V	Blue	E14	6	1/12
GW 66 327	3P+E	230 V	Blue	E14	9	1/12
GW 66 328	3P+N+E	230 V	Blue	E14	9	1/12
GW 66 329	2P+E	400 V	Red	E14	9	1/12
GW 66 330	3P+E	400 V	Red	E14	6	1/12
GW 66 331	3P+N+E	400 V	Red	E14	6	1/12
GW 66 332	3P+E	500 V	Black	E14	7	1/12
GW 66 333	3P+N+E	500 V	Black	E14	7	1/12

TO BE CONTINUED ON NEXT PAGE

(TO BE CONTINUED)

### VERTICAL WATERTIGHT INTERLOCKED FIXED SOCKET-OUTLETS AND FUSEHOLDER BASE - 50/60HZ

Code	No. poles	Nominal voltage	Colour	Fuse-holder base	Reference h	Pack Carton
<b>RATED CURRENT (A): 32</b>						
GW 66 334	2P+E	110 V	Yellow	E18	4	1/12
GW 66 335	3P+E	110 V	Yellow	E18	4	1/12
GW 66 336	3P+N+E	110 V	Yellow	E18	4	1/12
GW 66 337	2P+E	230 V	Blue	E18	6	1/12
GW 66 338	3P+E	230 V	Blue	E18	9	1/12
GW 66 339	3P+N+E	230 V	Blue	E18	9	1/12
GW 66 340	2P+E	400 V	Red	E18	9	1/12
GW 66 341	3P+E	400 V	Red	E18	6	1/12
GW 66 342	3P+N+E	400 V	Red	E18	6	1/12
GW 66 343	3P+E	500 V	Black	E18	7	1/12
GW 66 344	3P+N+E	500 V	Black	E18	7	1/12
GW 66 358	3P+E	380 - 440 V	Red	E18	3	1/12
<b>RATED CURRENT (A): 63</b>						
GW 66 345	2P+E	110 V	Yellow	E18	4	1/4
GW 66 346	3P+E	110 V	Yellow	E18	4	1/4
GW 66 347	3P+N+E	110 V	Yellow	E18	4	1/4
GW 66 348	2P+E	230 V	Blue	E18	6	1/4
GW 66 349	3P+E	230 V	Blue	E18	9	1/4
GW 66 350	3P+N+E	230 V	Blue	E18	9	1/4
GW 66 351	2P+E	400 V	Red	E18	9	1/4
GW 66 352	3P+E	400 V	Red	E18	6	1/4
GW 66 353	3P+N+E	400 V	Red	E18	6	1/4
GW 66 354	3P+E	500 V	Black	E27	7	1/4
GW 66 355	3P+N+E	500 V	Black	E27	7	1/4

### WATERTIGHT VERTICAL SOCKET-OUTLET WITH SAFETY TRANSFORMER (SELV) - 230V / 24V - 50HZ - IP55

Code	No. poles	Output voltage	Colour	Nominal Power	Fuse-holder base	Pack Carton
<b>RATED CURRENT (A): 16</b>						
GW 66 360	2P	24 V	Violet	160 VA	E14	1/4

ACCESSORIES SUPPLIED: fuses (2A for primary and 6A for secondary).

GW66360



## WITH BOTTOM WITH FUSEHOLDER BASE (CBF) - IP55

### VERTICAL WATERTIGHT INTERLOCKED FIXED SOCKET-OUTLETS AND FUSEHOLDER BASE - 50/60HZ

Code	No. poles	Nominal voltage	Colour	Fuse-holder base	Reference h	Pack Carton
<b>RATED CURRENT (A): 16</b>						
GW 66 223	2P+E	110 V	Yellow	E14	4	1/12
GW 66 224	3P+E	110 V	Yellow	E14	4	1/12
GW 66 225	3P+N+E	110 V	Yellow	E14	4	1/12
GW 66 226	2P+E	230 V	Blue	E14	6	1/12
GW 66 227	3P+E	230 V	Blue	E14	9	1/12
GW 66 228	3P+N+E	230 V	Blue	E14	9	1/12
GW 66 229	2P+E	400 V	Red	E14	9	1/12
GW 66 230	3P+E	400 V	Red	E14	6	1/12
GW 66 231	3P+N+E	400 V	Red	E14	6	1/12
GW 66 232	3P+E	500 V	Black	E14	7	1/12
GW 66 233	3P+N+E	500 V	Black	E14	7	1/12
<b>RATED CURRENT (A): 32</b>						
GW 66 234	2P+E	110 V	Yellow	E18	4	1/12
GW 66 235	3P+E	110 V	Yellow	E18	4	1/12
GW 66 236	3P+N+E	110 V	Yellow	E18	4	1/12
GW 66 237	2P+E	230 V	Blue	E18	6	1/12
GW 66 238	3P+E	230 V	Blue	E18	9	1/12
GW 66 239	3P+N+E	230 V	Blue	E18	9	1/12
GW 66 240	2P+E	400 V	Red	E18	9	1/12
GW 66 241	3P+E	400 V	Red	E18	6	1/12
GW 66 242	3P+N+E	400 V	Red	E18	6	1/12
GW 66 243	3P+E	500 V	Black	E18	7	1/12
GW 66 244	3P+N+E	500 V	Black	E18	7	1/12
GW 66 258	3P+E	380 - 440 V	Red	E18	3	1/12

TO BE CONTINUED ON NEXT PAGE

GW66230



(TO BE CONTINUED)

### VERTICAL WATERTIGHT INTERLOCKED FIXED SOCKET-OUTLETS AND FUSEHOLDER BASE - 50/60HZ

Code	No. poles	Nominal voltage	Colour	Fuse-holder base	Reference h	Pack Carton
<b>RATED CURRENT (A): 63</b>						
GW 67 245	2P+E	110 V	Yellow	E18	4	1/4
GW 67 246	3P+E	110 V	Yellow	E18	4	1/4
GW 67 247	3P+N+E	110 V	Yellow	E18	4	1/4
GW 67 248	2P+E	230 V	Blue	E18	6	1/4
GW 67 249	3P+E	230 V	Blue	E18	9	1/4
GW 67 250	3P+N+E	230 V	Blue	E18	9	1/4
GW 67 251	2P+E	400 V	Red	E18	9	1/4
GW 67 252	3P+E	400 V	Red	E18	6	1/4
GW 67 253	3P+N+E	400 V	Red	E18	6	1/4
GW 67 254	3P+E	500 V	Black	E27	7	1/4
GW 67 255	3P+N+E	500 V	Black	E27	7	1/4

**ACCESSORIES SUPPLIED:** 4 Ø 25 mm insulating screwcaps; cable gland Pg 29 for 16 / 32 A versions, cable gland Pg 36 for 63 A versions.

GW66260



### WATERTIGHT VERTICAL FIXED SOCKET-OUTLET WITH SAFETY

#### TRANSFORMER (SELV) - 230V / 24V - 50HZ - IP55

Code	No. poles	Output voltage	Colour	Nominal Power	Fuse-holder base	Pack Carton
<b>RATED CURRENT (A): 16</b>						
GW 66 260	2P	24 V	Violet	160 VA	E14	1/4

**ACCESSORIES SUPPLIED:** fuses (2A for primary and 6A for secondary) 4 Ø 25 mm insulating screwcaps.

## COMPLEMENTARY ITEMS FOR SOCKET-OUTLETS WITHOUT FUSE-HOLDER BASE (SBF) - IP55

GW66678



### SURFACE-MOUNTING BOX FOR VERTICAL FIXED SOCKET-OUTLETS - IP55

Code	Houseable interloc. socket	Houseable socket-o. IB type	Top entries	Bottom entries	Pack Carton
GW 66 678	1	16/32 A SBF / SELV	2 x Ø 23	1 x Ø 29/37	1/12
GW 66 686	1	63 A SBF	2 x Ø 29/37	1 x Ø 37/47	1/10

GW66741



### SURFACE-MOUNTING BOXES WITH FLANGED COVER FITTED FOR 2 LIDS - IP55

Code	Cover dimensions mm	Top entries	Bottom entries	Pack Carton
GW 66 741	85x75	2 x Ø 23	1 x Ø 29/37	1/10

**APPLICATIONS:** the "75x85 mm" dimension is suited for mounting IEC309 16A devices or GW27401 COMBIN weatherproof cover.

**ACCESSORIES SUPPLIED:** blank cap, gasket and 8 mounting screws.

GW66690



### MODULAR BASES FOR MOUNTING COMBINATIONS OF FIXED VERTICAL SOCKET-OUTLETS - IP55

Code	Houseable interloc. socket	Houseable socket-o. IB type	Side entries	Top entries	Bottom entries	Pack Carton
GW 66 690	1	16/32 A SBF / SELV	2 x Ø 23	2 x Ø 23		1/6
GW 66 691	2	16/32 A SBF / SELV	4 x Ø 23	4 x Ø 23	1 x Ø 29	1/6
GW 66 694	3	16/32 A SBF / SELV	2 x Ø 23	5 x Ø 23		1/6

**ACCESSORIES SUPPLIED:** 1 coupling for combinations. GW66694, blank lid for socket-outlet compartment.

GW66683



### BOX WITH FRAME FOR FLUSH-MOUNTING OF FIXED VERTICAL SOCKET-OUTLETS - IP55

Code	Houseable interloc. socket	Houseable socket-o. IB type	Pack Carton
GW 66 683	1	16/32 A SBF / SELV	1/10

GW66743



### BOXES WITH FRAME FOR FLUSH-MOUNTING WITH FLANGED COVER FITTED FOR 2 LIDS - IP55

Code	Cover dimensions mm	Pack Carton
GW 66 743	85x75	1/10

**APPLICATIONS:** the "75x85 mm" dimension is suited for mounting IEC309 16A devices or GW27401 COMBIN weatherproof cover.  
**ACCESSORIES SUPPLIED:** blank cap, gasket and 8 mounting screws.

GW66703



### BLANK LID FOR INTERLOCKED SOCKET-OUTLET COMPARTMENT - IP55

Code	For distribution boards	For Modular bases	For back boxes	For flush-mounting boxes	Pack Carton
GW 66 703	GW68010 GW68015	GW66691	GW66678	GW66683	1/10

GW66709

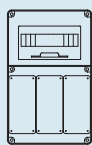


### FLANGED COVER FITTED FOR 2 LIDS - IP55

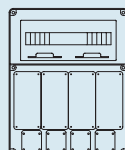
Code	Cover dimensions mm	Pack Carton
GW 66 709	85x75	1/10

**APPLICATIONS:** the "75x85 mm" dimension is suited for mounting IEC309 16A devices or GW27401 COMBIN weatherproof cover.  
**ACCESSORIES SUPPLIED:** blank cap, gasket and 8 mounting screws.

## DISTRIBUTION BOARDS FOR SOCKET-OUTLETS WITHOUT FUSE-HOLDER BASE (SBF) - IP55



GW 68 010



GW 68 015

66/67 IB RANGE

GW68010



### Q-DIN 12/18 UNWIRED WATERTIGHT BOARDS WITH FLANGED LID - IP55

Code	Houseable interloc. socket	Houseable socket-o. IB type	N. flanged lids	No. EN 50022 modules	Dispersable power (W)	Pack Carton
GW 68 010	3	16/32 A SBF	IP55 16/32A 3 for SBF	12	24	3
GW 68 015	4	16/32 A SBF	4 for SBF IP 55 16/32A - 4 for IEC309 16A 18	30	30	2

**ACCESSORIES SUPPLIED:** 4-6 screw caps, flush-mounting frame and door with lock (2 keys supplied).

## COMPLEMENTARY ITEMS FOR SOCKET-OUTLETS WITH FUSEHOLDER BASE (CBF) - IP55

GW66679



### SURFACE-MOUNTING BOXES FOR FIXED VERTICAL INTERLOCKED SOCKET-OUTLETS AND SOCKET-OUTLET WITH SAFETY TRANSFORMER (SELV) - IP55

Code	Houseable interloc. socket	Houseable socket-o. IB type	Top entries	Bottom entries	Pack Carton
GW 66 679	1	16/32 A CBF / SELV	2 x Ø 23	1 x Ø 29/37	1/10
GW 66 680	1	63 A CBF	2 x Ø 29/37	1 x Ø 37/47	1/10

GW66742



### SURFACE-MOUNTING BOX WITH FLANGED COVER FITTED FOR 2 LIDS - IP55

Code	Cover dimensions mm	Top entries	Bottom entries	Pack Carton
GW 66 742	85x75 - 95x80	2 x Ø 23	1 x Ø 29/37	1/10

**APPLICATIONS:** the "75x85 mm" dimension is suited for mounting IEC309 16A devices or GW27401 COMBIN weatherproof cover; the "80x95 mm" dimension is suited for mounting IEC309 32A devices.

**ACCESSORIES SUPPLIED:** blank cap, 2 gaskets and 8 mounting screws.

GW66689



### MODULAR BASES FOR COMBINATION MOUNTING OF FIXED VERTICAL INTERLOCKED SOCKET-OUTLETS AND SOCKET-OUTLET WITH SAFETY TRANSFORMER (SELV) - IP55

Code	Houseable interloc. socket	Houseable socket-o. IB type	Side entries	Top entries	Bottom entries	Pack Carton
GW 66 689	1	16/32 A CBF / SELV	2 x Ø 23	2 x Ø 23/29		1/6
GW 66 692	2	16/32 A CBF / SELV	4 x Ø 23	4 Ø 23/29	1 x Ø 29/37	1/8
GW 66 695	3	16/32 A CBF / SELV	2 x Ø 23	5 x Ø 23/29	1 x Ø 29/37	1/5
GW 66 693	1	63 A CBF	6 x Ø 23	2 x Ø 37/48		1/14

**ACCESSORIES SUPPLIED:** 1 coupling for combinations. GW66695, blank lid for socket-outlet compartment.

GW66684



### BOX WITH FRAME FOR FLUSH-MOUNTING OF FIXED VERTICAL SOCKET-OUTLETS AND SOCKET-OUTLET WITH SAFETY TRANSFORMER (SELV) - IP55

Code	Houseable interloc. socket	Houseable socket-o. IB type	Pack Carton
GW 66 684	1	16/32 A CBF / SELV	1/10

GW66744



### BOX FOR FLUSH-MOUNTING WITH FLANGED COVER FITTED FOR 2 LIDS - IP55

Code	Cover dimensions mm	Pack Carton
GW 66 744	85x75 - 95x80	1/10

**APPLICATIONS:** the "75x85 mm" dimension is suited for mounting IEC309 16A devices or GW27401 COMBHN weatherproof cover; the "80x95 mm" dimension is suited for mounting IEC309 32A devices.

**ACCESSORIES SUPPLIED:** blank cap, 2 gaskets and 8 mounting screws.

GW66704



### BLANK LID FOR INTERLOCKED SOCKET-OUTLET COMPARTMENT - IP55

Code	For distribution boards	For Modular bases	For back boxes	For flush-mounting boxes	Pack Carton
GW 66 704	GW68016 GW68011	GW66692 GW66695	GW66679	GW66684	1/10

GW66710



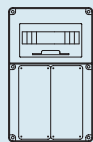
### FLANGED COVER FITTED FOR 2 LIDS - IP55

Code	Cover dimensions mm	Pack Carton
GW 66 710	85x75 - 95x80	1/10

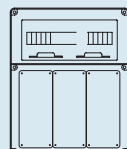
**APPLICATIONS:** the "75x85 mm" dimension is suited for mounting IEC309 16A devices or GW27401 COMBHN weatherproof cover; the "80x95 mm" dimension is suited for mounting IEC309 32A devices.

**ACCESSORIES SUPPLIED:** blank cap, 2 gaskets and 8 mounting screws.

## DISTRIBUTION BOARDS FOR SOCKET-OUTLETS WITH FUSEHOLDER BASE (CBF) - IP55



GW 68 011



GW 68 016

GW68011



### Q-DIN 12/18 UNWIRED WATERTIGHT BOARDS WITH FLANGED LID - IP55

Code	Houseable interloc. socket	Houseable socket-o. IB type	No. EN 50022 modules	Dispersable power (W)	Pack Carton
GW 68 011	2	16/32 A CBF	12	24	3
GW 68 016	3	16/32 A CBF	18	30	2

**ACCESSORIES SUPPLIED:** 4-6 screw caps, flush-mounting frame and door with lock (2 keys supplied).

## 66 IB - FIXED VERTICAL WATERTIGHT SOCKET-OUTLETS FOR HEAVY-DUTY USE

### WITHOUT BOTTOM - IP66

GW66542



WATERTIGHT VERTICAL FIXED INTERLOCKED SOCKET-OUTLETS - 50/60HZ					
Code	No. poles	Nominal voltage	Colour	Reference h	Pack Carton
<b>RATED CURRENT (A): 16</b>					
GW 66 535	2P+E	110 V	Yellow	4	1/6
GW 66 536	3P+E	110 V	Yellow	4	1/6
GW 66 537	3P+N+E	110 V	Yellow	4	1/6
GW 66 538	2P+E	230 V	Blue	6	1/6
GW 66 539	3P+E	230 V	Blue	9	1/6
GW 66 540	3P+N+E	230 V	Blue	9	1/6
GW 66 541	2P+E	400 V	Red	9	1/6
GW 66 542	3P+E	400 V	Red	6	1/6
GW 66 543	3P+N+E	400 V	Red	6	1/6
GW 66 544	3P+E	500 V	Black	7	1/6
GW 66 545	3P+N+E	500 V	Black	7	1/6
<b>RATED CURRENT (A): 32</b>					
GW 66 546	2P+E	110 V	Yellow	4	1/6
GW 66 547	3P+E	110 V	Yellow	4	1/6
GW 66 548	3P+N+E	110 V	Yellow	4	1/6
GW 66 549	2P+E	230 V	Blue	6	1/6
GW 66 550	3P+E	230 V	Blue	9	1/6
GW 66 551	3P+N+E	230 V	Blue	9	1/6
GW 66 552	2P+E	400 V	Red	9	1/6
GW 66 553	3P+E	400 V	Red	6	1/6
GW 66 554	3P+N+E	400 V	Red	6	1/6
GW 66 555	3P+E	500 V	Black	7	1/6
GW 66 556	3P+N+E	500 V	Black	7	1/6
GW 66 557	3P+E	380 - 440 V	Red	3	1/6

### WITHOUT BOTTOM FOR MOUNTING MODULAR DEVICES - IP66

GW66827



FIXED VERTICAL INTERLOCKED WATERTIGHT SOCKET-OUTLETS FOR MOUNTING MODULAR DEVICES - 50/60HZ					
Code	No. poles	Nominal voltage	Colour	Reference h	Pack Carton
<b>RATED CURRENT (A): 16</b>					
GW 66 824	2P+E	110 V	Yellow	4	1/6
GW 66 825	3P+E	110 V	Yellow	4	1/6
GW 66 826	3P+N+E	110 V	Yellow	4	1/6
GW 66 827	2P+E	230 V	Blue	6	1/6
GW 66 828	3P+E	230 V	Blue	9	1/6
GW 66 829	3P+N+E	230 V	Blue	9	1/6
GW 66 830	2P+E	400 V	Red	9	1/6
GW 66 831	3P+E	400 V	Red	6	1/6
GW 66 832	3P+N+E	400 V	Red	6	1/6
GW 66 833	3P+E	500 V	Black	7	1/6
GW 66 834	3P+N+E	500 V	Black	7	1/6
<b>RATED CURRENT (A): 32</b>					
GW 66 835	2P+E	110 V	Yellow	4	1/6
GW 66 836	3P+E	110 V	Yellow	4	1/6
GW 66 837	3P+N+E	110 V	Yellow	4	1/6
GW 66 838	2P+E	230 V	Blue	6	1/6
GW 66 839	3P+E	230 V	Blue	9	1/6
GW 66 840	3P+N+E	230 V	Blue	9	1/6
GW 66 841	2P+E	400 V	Red	9	1/6
GW 66 842	3P+E	400 V	Red	6	1/6
GW 66 843	3P+N+E	400 V	Red	6	1/6
GW 66 844	3P+E	500 V	Black	7	1/6
GW 66 845	3P+N+E	500 V	Black	7	1/6
GW 66 846	3P+E	380 - 440 V	Red	3	1/6

**CHARACTERISTICS:** fitted for 6 modules.

## WITHOUT BOTTOM, WITH FUSE-HOLDER BASE - IP66

GW66809



### VERTICAL WATERTIGHT INTERLOCKED SOCKET-OUTLETS AND FUSEHOLDER BASE - 50/60HZ

Code	No. poles	Nominal voltage	Colour	Fuse-holder base	Reference h	Pack Carton
<b>RATED CURRENT (A): 16</b>						
GW 66 801	2P+E	110 V	Yellow	Ø 10.3 x 38 mm	4	1/6
GW 66 802	3P+E	110 V	Yellow	Ø 10.3 x 38 mm	4	1/6
GW 66 803	3P+N+E	110 V	Yellow	Ø 10.3 x 38 mm	4	1/6
GW 66 804	2P+E	230 V	Blue	Ø 10.3 x 38 mm	6	1/6
GW 66 805	3P+E	230 V	Blue	Ø 10.3 x 38 mm	9	1/6
GW 66 806	3P+N+E	230 V	Blue	Ø 10.3 x 38 mm	9	1/6
GW 66 807	2P+E	400 V	Red	Ø 10.3 x 38 mm	9	1/6
GW 66 808	3P+E	400 V	Red	Ø 10.3 x 38 mm	6	1/6
GW 66 809	3P+N+E	400 V	Red	Ø 10.3 x 38 mm	6	1/6
GW 66 810	3P+E	500 V	Black	Ø 10.3 x 38 mm	7	1/6
GW 66 811	3P+N+E	500 V	Black	Ø 10.3 x 38 mm	7	1/6
<b>RATED CURRENT (A): 32</b>						
GW 66 812	2P+E	110 V	Yellow	Ø 10.3 x 38 mm	4	1/6
GW 66 813	3P+E	110 V	Yellow	Ø 10.3 x 38 mm	4	1/6
GW 66 814	3P+N+E	110 V	Yellow	Ø 10.3 x 38 mm	4	1/6
GW 66 815	2P+E	230 V	Blue	Ø 10.3 x 38 mm	6	1/6
GW 66 816	3P+E	230 V	Blue	Ø 10.3 x 38 mm	9	1/6
GW 66 817	3P+N+E	230 V	Blue	Ø 10.3 x 38 mm	9	1/6
GW 66 818	2P+E	400 V	Red	Ø 10.3 x 38 mm	9	1/6
GW 66 819	3P+E	400 V	Red	Ø 10.3 x 38 mm	6	1/6
GW 66 820	3P+N+E	400 V	Red	Ø 10.3 x 38 mm	6	1/6
GW 66 821	3P+E	500 V	Black	Ø 10.3 x 38 mm	7	1/6
GW 66 822	3P+N+E	500 V	Black	Ø 10.3 x 38 mm	7	1/6
GW 66 823	3P+E	380 - 440 V	Red	Ø 10.3 x 38 mm	3	1/6

GW66886



### WATERTIGHT FIXED VERTICAL SOCKET-OUTLET WITH SAFETY

#### TRANSFORMER (SELV) 230V / 24V - 50/60HZ - IP66

Code	No. poles	Output voltage	Colour	Nominal Power	Fuse-holder base	Pack Carton
<b>RATED CURRENT (A): 16</b>						
GW 66 886	2P	24 V	Violet	160 VA	Ø 10.3 x 38 mm	1/4

ACCESSORIES SUPPLIED: fuses (2A for primary and 6A for secondary).

## WITH BASE - IP66

GW66508



### VERTICAL WATERTIGHT INTERLOCKED FIXED SOCKET-OUTLETS - 50/60HZ

Code	No. poles	Colour	Reference h	Pack Carton
<b>RATED CURRENT (A): 16</b>				
GW 66 501	2P+E	Yellow	4	1/6
GW 66 502	3P+E	Yellow	4	1/6
GW 66 503	3P+E	Yellow	4	1/6
GW 66 504	2P+E	Blue	6	1/6
GW 66 505	3P+E	Blue	9	1/6
GW 66 506	3P+N+E	Blue	9	1/6
GW 66 507	2P+E	Red	9	1/6
GW 66 508	3P+E	Red	6	1/6
GW 66 509	3P+N+E	Red	6	1/6
GW 66 510	3P+E	Black	7	1/6
GW 66 511	3P+N+E	Black	7	1/6
<b>RATED CURRENT (A): 32</b>				
GW 66 512	2P+E	Yellow	4	1/6
GW 66 513	3P+E	Yellow	4	1/6
GW 66 514	3P+N+E	Yellow	4	1/6
GW 66 515	2P+E	Blue	6	1/6
GW 66 516	3P+E	Blue	9	1/6
GW 66 517	3P+N+E	Blue	9	1/6
GW 66 518	2P+E	Red	9	1/6
GW 66 519	3P+E	Red	6	1/6
GW 66 520	3P+N+E	Red	6	1/6
GW 66 521	3P+E	Black	7	1/6
GW 66 522	3P+N+E	Black	7	1/6
GW 66 523	3P+E	Red	3	1/6

TO BE CONTINUED ON NEXT PAGE

(TO BE CONTINUED)

### VERTICAL WATERTIGHT INTERLOCKED FIXED SOCKET-OUTLETS - 50/60HZ

Code	No. poles	Colour	Reference h	Pack Carton
<b>RATED CURRENT (A): 63</b>				
GW 66 524	2P+E	Yellow	4	1/3
GW 66 525	3P+E	Yellow	4	1/3
GW 66 526	3P+N+E	Yellow	4	1/3
GW 66 527	2P+E	Blue	6	1/3
GW 66 528	3P+E	Blue	9	1/3
GW 66 529	3P+N+E	Blue	9	1/3
GW 66 530	2P+E	Red	9	1/3
GW 66 531	3P+E	Red	6	1/3
GW 66 532	3P+N+E	Red	6	1/3
GW 66 533	3P+E	Black	7	1/3
GW 66 534	3P+N+E	Black	7	1/3

## WITH BOTTOM FOR MOUNTING MODULAR DEVICES - IP66

GW66988



### FIXED VERTICAL INTERLOCKED WATERTIGHT SOCKET-OUTLETS FOR MOUNTING MODULAR DEVICES - 50/60HZ

Code	No. poles	Nominal voltage	Colour	Reference h	Pack Carton
<b>RATED CURRENT (A): 16</b>					
GW 66 974	2P+E	110 V	Yellow	4	1/6
GW 66 975	3P+E	110 V	Yellow	4	1/6
GW 66 976	3P+N+E	110 V	Yellow	4	1/6
GW 66 977	2P+E	230 V	Blue	6	1/6
GW 66 978	3P+E	230 V	Blue	9	1/6
GW 66 979	3P+N+E	230 V	Blue	9	1/6
GW 66 980	2P+E	400 V	Red	9	1/6
GW 66 981	3P+E	400 V	Red	6	1/6
GW 66 982	3P+N+E	400 V	Red	6	1/6
GW 66 983	3P+E	500 V	Black	7	1/6
GW 66 984	3P+N+E	500 V	Black	7	1/6
<b>RATED CURRENT (A): 32</b>					
GW 66 985	2P+E	110 V	Yellow	4	1/6
GW 66 986	3P+E	110 V	Yellow	4	1/6
GW 66 987	3P+N+E	110 V	Yellow	4	1/6
GW 66 988	2P+E	230 V	Blue	6	1/6
GW 66 989	3P+E	230 V	Blue	9	1/6
GW 66 990	3P+N+E	230 V	Blue	9	1/6
GW 66 991	2P+E	400 V	Red	9	1/6
GW 66 992	3P+E	400 V	Red	6	1/6
GW 66 993	3P+N+E	400 V	Red	6	1/6
GW 66 994	3P+E	500 V	Black	7	1/6
GW 66 995	3P+N+E	500 V	Black	7	1/6
GW 66 996	3P+E	380 - 440 V	Red	3	1/6
<b>RATED CURRENT (A): 63</b>					
GW 66 866	2P+E	110 V	Yellow	4	1/3
GW 66 867	3P+E	110 V	Yellow	4	1/3
GW 66 868	3P+N+E	110 V	Yellow	4	1/3
GW 66 869	2P+E	230 V	Blue	6	1/3
GW 66 870	3P+E	230 V	Blue	9	1/3
GW 66 871	3P+N+E	230 V	Blue	9	1/3
GW 66 872	2P+E	400 V	Red	9	1/3
GW 66 873	3P+E	400 V	Red	6	1/3
GW 66 874	3P+N+E	400 V	Red	6	1/3
GW 66 875	3P+E	500 V	Black	7	1/3
GW 66 876	3P+N+E	500 V	Black	7	1/3

**CHARACTERISTICS:** fitted for 6 modules.

## WITH BASE WITH FUSE-HOLDER BASE - IP66

GW66959



### VERTICAL WATERTIGHT INTERLOCKED FIXED SOCKET-OUTLETS AND FUSEHOLDER BASE - 50/60HZ

Code	No. poles	Nominal voltage	Colour	Fuse-holder base	Reference h	Pack Carton
<b>RATED CURRENT (A): 16</b>						
GW 66 951	2P+E	110 V	Yellow	Ø 10.3 x 38 mm	4	1/6
GW 66 952	3P+E	110 V	Yellow	Ø 10.3 x 38 mm	4	1/6
GW 66 953	3P+N+E	110 V	Yellow	Ø 10.3 x 38 mm	4	1/6
GW 66 954	2P+E	230 V	Blue	Ø 10.3 x 38 mm	6	1/6
GW 66 955	3P+E	230 V	Blue	Ø 10.3 x 38 mm	9	1/6
GW 66 956	3P+N+E	230 V	Blue	Ø 10.3 x 38 mm	9	1/6
GW 66 957	2P+E	400 V	Red	Ø 10.3 x 38 mm	9	1/6
GW 66 958	3P+E	400 V	Red	Ø 10.3 x 38 mm	6	1/6
GW 66 959	3P+N+E	400 V	Red	Ø 10.3 x 38 mm	6	1/6
GW 66 960	3P+E	500 V	Black	Ø 10.3 x 38 mm	7	1/6
GW 66 961	3P+N+E	500 V	Black	Ø 10.3 x 38 mm	7	1/6
<b>RATED CURRENT (A): 32</b>						
GW 66 962	2P+E	110 V	Yellow	Ø 10.3 x 38 mm	4	1/6
GW 66 963	3P+E	110 V	Yellow	Ø 10.3 x 38 mm	4	1/6
GW 66 964	3P+N+E	110 V	Yellow	Ø 10.3 x 38 mm	4	1/6
GW 66 965	2P+E	230 V	Blue	Ø 10.3 x 38 mm	6	1/6
GW 66 966	3P+E	230 V	Blue	Ø 10.3 x 38 mm	9	1/6
GW 66 967	3P+N+E	230 V	Blue	Ø 10.3 x 38 mm	9	1/6
GW 66 968	2P+E	400 V	Red	Ø 10.3 x 38 mm	9	1/6
GW 66 969	3P+E	400 V	Red	Ø 10.3 x 38 mm	6	1/6
GW 66 970	3P+N+E	400 V	Red	Ø 10.3 x 38 mm	6	1/6
GW 66 971	3P+E	500 V	Black	Ø 10.3 x 38 mm	7	1/6
GW 66 972	3P+N+E	500 V	Black	Ø 10.3 x 38 mm	7	1/6
GW 66 973	3P+E	380 - 440 V	Red	Ø 10.3 x 38 mm	3	1/6
<b>RATED CURRENT (A): 63</b>						
GW 66 847	2P+E	110 V	Yellow	Ø 22 x 58 mm	4	1/3
GW 66 848	3P+E	110 V	Yellow	Ø 22 x 58 mm	4	1/3
GW 66 849	3P+N+E	110 V	Yellow	Ø 22 x 58 mm	4	1/3
GW 66 850	2P+E	230 V	Blue	Ø 22 x 58 mm	6	1/3
GW 66 851	3P+E	230 V	Blue	Ø 22 x 58 mm	9	1/3
GW 66 852	3P+N+E	230 V	Blue	Ø 22 x 58 mm	9	1/3
GW 66 853	2P+E	400 V	Yellow	Ø 22 x 58 mm	9	1/3
GW 66 854	3P+E	400 V	Red	Ø 22 x 58 mm	6	1/3
GW 66 855	3P+N+E	400 V	Red	Ø 22 x 58 mm	6	1/3
GW 66 856	3P+E	500 V	Black	Ø 22 x 58 mm	7	1/3
GW 66 857	3P+N+E	500 V	Black	Ø 22 x 58 mm	7	1/3

GW66998



### WATERTIGHT FIXED VERTICAL SOCKET-OUTLET WITH SAFETY

#### TRANSFORMER (SELV) 230V / 24V - 50HZ - IP66

Code	No. poles	Output voltage	Colour	Nominal Power	Fuse-holder base	Pack Carton
<b>RATED CURRENT (A): 16</b>						
GW 66 998	2P	24 V	Violet	160 VA	Ø 10.3 x 38 mm	1/4

ACCESSORIES SUPPLIED: fuses (2A for primary and 6A for secondary).

## COMPLEMENTARY ITEMS FOR SOCKET-OUTLETS IP66

GW66685



### SURFACE-MOUNTING BOX FOR VERTICAL FIXED SOCKET-OUTLETS FOR HEAVY-DUTY USE IP66

Code	Houseable interloc. socket	Houseable socket-o. IB type	Pack Carton
GW 66 685	1	16/32 A / SELV	1/10

CHARACTERISTICS: Equipped with top and bottom centres to make the holes for mounting the cable glands PG 21 / 29.

GW66700



### MODULAR BASES FOR COMBINATION MOUNTING OF VERTICAL FIXED

#### SOCKET-OUTLETS FOR HEAVY-DUTY USE - IP66

Code	Houseable interloc. socket	Houseable socket-o. IB type	Side entries	Top entries	Bottom entries	Pack Carton
GW 66 696	1	16/32 A / SELV	2 x Ø 23	2 x Ø 23/29		1/6
GW 66 697	2	16/32 A / SELV	4 x Ø 23	4 x Ø 23/29	1 x Ø 29/37	1/2

TO BE CONTINUED ON NEXT PAGE

(TO BE CONTINUED)

### MODULAR BASES FOR COMBINATION MOUNTING OF VERTICAL FIXED

#### SOCKET-OUTLETS FOR HEAVY-DUTY USE - IP66

Code	Houseable interloc. socket	Houseable socket-o. IB type	Side entries	Top entries	Bottom entries	Pack Carton
GW 66 698	3	16/32 A / SELV	2 x Ø 23	5 x Ø 23/29	1 x Ø 29/37	1/2
GW 66 700	1	63 A	6 x Ø 23	2 x Ø 37/48		1/6

Installation of the 63 A version is possible after removal of the socket-outlet base.

GW66781



### MODULAR BASES WITH PANEL WITH WINDOW WITH EN 50022 - IP66 RAIL

Code	Houseable interloc. socket	Houseable socket-o. IB type	Side entries	Top entries	Bottom entries	No. EN 50022 modules	Dispersable power (W)	Pack Carton
GW 66 781	1	16/32 A / SELV	2 x Ø 23	2 x Ø 23/29		6	18	1/6
GW 66 782	2	16/32 A / SELV	4 x Ø 23	4 x Ø 23/29	1 x Ø 29/37	12	27	1/2
GW 66 783	3	16/32 A / SELV	2 x Ø 23	5 x Ø 23/29	1 x Ø 29/37	18	34	1/2
GW 66 784	1	63 A	6 x Ø 23	2 x Ø 37/48		6	18	1/6

**CHARACTERISTICS:** Possibility of installing security cylinder lock GW40422 (supplied with 2 keys).

Installation of the 63 A version is possible after removal of the socket-outlet base.

GW66706



### BLANK LID VERTICAL FIXED SOCKET-OUTLET COMPARTMENT FOR HEAVY-DUTY USE - IP66

Code	For Modular bases	For back boxes	Pack Carton
GW 66 706	GW66696 - GW66697 - GW66698 - GW66781 - GW66782 - GW66783	GW66685	1/10

GW66707



### FLANGED LID FITTED FOR 2 COVERS - IP66

Code	Cover dimensions mm	Pack Carton
GW 66 707	85x75 - 95x80	1/10

**APPLICATIONS:** possibility of mounting on modular bases GW66696-GW66697-GW66698-GW66781-GW66782-GW66783 or on surface mounting box GW66685.

The "75x85 mm" dimension is suited for mounting IEC309 16A devices or GW27401 COMBI-IN weatherproof cover; the "80x95 mm" dimension is suited for mounting IEC309 32A devices.

## 66 IB - FIXED VERTICAL WATERTIGHT SOCKET-OUTLETS ELECTRICAL INTERLOCKED FOR HEAVY-DUTY USE

### MINIATURE CIRCUIT BREAKER - IP55

GW66585



### SURFACE-MOUNTING WATERTIGHT VERTICAL SOCKET-OUTLETS AND ELECTRIC

#### INTERLOCKING WITH MINIATURE CIRCUIT BREAKER - IN 125A - 50/60HZ

Code	No. poles	Nominal voltage	Colour	Reference h	Pack Carton
<b>RATED CURRENT (A): 125</b>					
GW 66 581	3P+E	110 V	Yellow	4	1
GW 66 582	3P+N+E	110 V	Yellow	4	1
GW 66 583	3P+E	230 V	Blue	9	1
GW 66 584	3P+N+E	230 V	Blue	9	1
GW 66 585	3P+E	400 V	Red	6	1
GW 66 586	3P+N+E	400 V	Red	6	1
GW 66 587	3P+E	500 V	Black	7	1
GW 66 588	3P+N+E	500 V	Black	7	1

**CHARACTERISTICS:** miniature circuit breaker: In= 125A, C curve, Icu (380/415V)= 25kA, electrical life= 10,000 cycles, Insulating voltage Ui= 690V.

Terminal capacity: flexible cables: 10-50 mm<sup>2</sup>, rigid cables: 16-70 mm<sup>2</sup>.

## RESIDUAL CURRENT MINIATURE CIRCUIT BREAKER - IP55

GW66595



### SURFACE-MOUNTING WATERTIGHT VERTICAL SOCKET-OUTLETS AND ELECTRIC INTERLOCKING WITH MINIATURE CIRCUIT BREAKER - IN 125A - 50/60HZ

Code	No. poles	Nominal voltage	Colour	Reference h	Pack Carton
<b>RATED CURRENT (A): 125</b>					
GW 66 591	3P+E	110 V	Yellow	4	1
GW 66 592	3P+N+E	110 V	Yellow	4	1
GW 66 593	3P+E	230 V	Blue	9	1
GW 66 594	3P+N+E	230 V	Blue	9	1
GW 66 595	3P+E	400 V	Red	6	1
GW 66 596	3P+N+E	400 V	Red	6	1
GW 66 597	3P+E	500 V	Black	7	1
GW 66 598	3P+N+E	500 V	Black	7	1

**CHARACTERISTICS:** residual current circuit breaker In= 125A, class A, Sensitivity= adjustable 30-1,000mA instantaneous and selective, Insulating voltage Ui= 690V. Terminal capacity: flexible cables: 10-50 mm<sup>2</sup>, rigid cables: 16-50 mm<sup>2</sup>.

## 66/67 IB - FIXED VERTICAL SOCKET-OUTLETS WITH WATERTIGHT BOTTOM

### WITH FUSEHOLDER BASE - IP56

GW66604



### VERTICAL WATERTIGHT INTERLOCKED FIXED SOCKET-OUTLETS AND FUSEHOLDER BASE - 50/60HZ

Code	No. poles	Nominal voltage	Colour	Fuse-holder base	Reference h	Pack Carton
<b>RATED CURRENT (A): 16</b>						
GW 66 602	3P+E	110 V	Yellow	E27	4	1/5
GW 66 604	2P+E	230 V	Blue	E27	6	1/5
GW 66 608	3P+E	400 V	Red	E27	6	1/5
GW 66 609	3P+N+E	400 V	Red	E27	6	1/5
<b>RATED CURRENT (A): 32</b>						
GW 66 613	3P+E	110 V	Yellow	E33	4	1/6
GW 66 615	2P+E	230 V	Blue	E33	6	1/6
GW 66 619	3P+E	400 V	Red	E33	6	1/6
GW 66 620	3P+N+E	400 V	Red	E33	6	1/6
<b>RATED CURRENT (A): 63</b>						
GW 67 624	3P+E	110 V	Yellow	E33	4	1/3
GW 67 630	3P+E	400 V	Red	E33	6	1/3
GW 67 631	3P+N+E	400 V	Red	E33	6	1/3

**ACCESSORIES SUPPLIED:** cable gland Pg 21 for 16 A versions. Cable gland Pg 29 for 32 A versions. Cable gland Pg 36 for 63 A versions.

GW66687



### WATERTIGHT FIXED VERTICAL SOCKET-OUTLET WITH SAFETY TRANSFORMER (SELV) 230V / 24V - 50HZ - IP56

Code	No. poles	Output voltage	Colour	Nominal Power	Fuse-holder base	Pack Carton
<b>RATED CURRENT (A): 16</b>						
GW 66 687	2P	24 V	Violet	160 VA	E16	1/4

**ACCESSORIES SUPPLIED:** fuses (2A for primary and 6A for secondary), cable gland Pg 29.

## FOR MOUNTING MODULAR DEVICES - IP56

GW66637



### FIXED VERTICAL INTERLOCKED WATERTIGHT SOCKET-OUTLETS FOR MOUNTING MODULAR DEVICES - 50/60HZ

Code	No. poles	Nominal voltage	Colour	Reference h	Pack Carton
<b>RATED CURRENT (A): 16</b>					
GW 66 635	3P+E	110 V	Yellow	4	1/5
GW 66 637	2P+E	230 V	Blue	6	1/5
GW 66 641	3P+E	400 V	Red	6	1/5
GW 66 642	3P+N+E	400 V	Red	6	1/5
<b>RATED CURRENT (A): 32</b>					
GW 66 646	3P+E	110 V	Yellow	4	1/6
GW 66 648	2P+E	230 V	Blue	6	1/6
GW 66 652	3P+E	400 V	Red	6	1/6
GW 66 653	3P+N+E	400 V	Red	6	1/6

TO BE CONTINUED ON NEXT PAGE

66/67 IB RANGE

**(TO BE CONTINUED)**

**FIXED VERTICAL INTERLOCKED WATERTIGHT SOCKET-OUTLETS FOR MOUNTING MODULAR DEVICES - 50/60HZ**

Code	No. poles	Nominal voltage	Colour	Reference h	Pack Carton
<b>RATED CURRENT (A): 63</b>					
GW 67 657	3P+E	110 V	Yellow	4	1/3
GW 67 663	3P+E	400 V	Red	6	1/3
GW 67 664	3P+N+E	400 V	Red	6	1/3

**CHARACTERISTICS:** fitted for 5/6 modules.

**ACCESSORIES SUPPLIED:** cable gland Pg 21 for 16 A versions. Cable gland Pg 29 for 32 A versions. Cable gland Pg 36 for 63 A versions.

## COMPLEMENTARY ITEMS



GW66668

**MODULAR BASES FOR THE COMBINATION MOUNTING OF FIXED WATERTIGHT INTERLOCKED SOCKET-OUTLETS AND SAFETY TRANSFORMER SOCKET-OUTLETS**

Code	Houseable interloc. socket	Houseable socket-o. IB type	Side entries	Top entries	Pack Carton
GW 66 668	1	16/32 A / SELV	4 x Ø 37	1 x Ø 37/48/60	1/12
GW 66 669	2	16/32 A / SELV	4 x Ø 37	3 x Ø 37/48/60	1/6
GW 66 670	3	16/32 A / SELV	4 x Ø 37	3 x Ø 37/48/60	1/4
GW 66 671	1	63 A	2 x Ø 37	1 x Ø 37/48/60	1/14

**CHARACTERISTICS:** The entries Ø 37 / 48 / 60 mm take respectively the following cable glands PG29 / 36 / 48.



GW66672

**WATERTIGHT COUPLER FOR JOINING MODULAR BASE AND 16A WATERTIGHT INTERLOCKED SOCKET-OUTLET - IP56**

Code	Description	Pack Carton
GW 66 672	Joining coupler PG21 - PG29	10/100



GW66673

**COUPLING FOR MODULAR BASES - IP56**

Code	Description	Pack Carton
GW 66 673	Coupler PG29	10/120

## 72 - FUSE FOR INTERLOCKED SOCKET-OUTLETS AND SOCKET-OUTLETS WITH TRANSFORMER

### FUSES



GW72003

**ND FUSES 380V~**

Code	Rated current (A)	Nominal voltage	Type	Breaking capacity	Pack Carton
<b>DIMENSION (MM): Ø 11 x 36</b>					
GW 72 001	2	380 V	D01 E14	50 kA	10/100
GW 72 003	6	380 V	D01 E14	50 kA	10/100
GW 72 005	16	380 V	D01 E14	50 kA	10/100
<b>DIMENSION (MM): Ø 15 x 36</b>					
GW 72 013	35	380 V	D02 E18	50 kA	10/100
GW 72 015	63	380 V	D02 E18	50 kA	10/100



GW72023

**DD FUSES 500V~**

Code	Rated current (A)	Nominal voltage	Type	Breaking capacity	Pack Carton
<b>DIMENSION (MM): Ø 13 x 50</b>					
GW 72 021	2	500 V	DI E16 Delayed	50 kA	10/50
GW 72 023	6	500 V	DI E16 Delayed	50 kA	10/50
<b>DIMENSION (MM): Ø 22 x 50</b>					
GW 72 065	16	500 V	DII E27 Rapid	50 kA	5/20
<b>DIMENSION (MM): Ø 28 x 50</b>					
GW 72 092	35	500 V	DIII E33 Rapid	50 kA	5/20
GW 72 095	63	500 V	DIII E33 Rapid	50 kA	5/20

GW72102



## GG CYLINDRICAL FUSES - 500V~

Code	Rated current	Nominal voltage	Type	Breaking capacity	Pack Carton
<b>DIMENSION (MM): Ø 10.3 x 38</b>					
GW 72 104	2 A	500 V	gG	100 kA	10/100
GW 72 105	6 A	500 V	gG	100 kA	10/100
GW 72 101	16 A	500 V	gG	100 kA	10/100
GW 72 110	32 A	400 V	gG	100 kA	10/100
<b>DIMENSION (MM): Ø 14 x 51</b>					
GW 72 102	32 A	500 V	gG	100 kA	10/40
<b>DIMENSION (MM): Ø 22 x 58</b>					
GW 72 103	63 A	500 V	gG	100 kA	10/30

GW72110 Nominal voltage 400V~.

## GAUGE RINGS

GW72211



## ND AND DD-TYPE GAUGE RINGS FOR FUSES

Code	Rated current (A)	Suitable for	Pack Carton
GW 72 211	2	Fuses ND D01 - E14	100
GW 72 213	6	Fuses ND D01 - E14	100
GW 72 217	35	Fuses ND D02 - E18	100
GW 72 241	10	Fuses ND DI - E16	25
GW 72 242	16	Fuses ND DI - E16	25
GW 72 247	16	Fuses ND DII - E27	100
GW 72 250	35	Fuses DD DIII - E33	100