


PRE-FITTED BOARDS FOR FIXED INSTALLATIONS

SURFACE-MOUNTING

GW68227



Q-DIN 4 PROTECTED ASD PRE-WIRED BOARDS - IP44



Code	Socket-out 2P+E 16A	Socket-out 3P+E 16A	Domestic Socket-out 10/16A	Domestic Socket-out 13A	Pack Carton
GW 68 227	1				1/8
GW 68 226	1	1			1/6
GW 68 225	1		1		1/6
GW 68 224	1	1	1		1/2
GW 68 212				1	1/8

PROTECTIONS:

GW68227

1 residual current circuit breaker type C 6kA 2P 16A 230V - 0.03A - Class AC

GW68226

1 miniature circuit breaker type C 6kA 2P 16A 230V

1 miniature circuit breaker type C 6kA 3P 16A 400V

GW68225

1 residual current circuit breaker type C 6kA 2P 16A 230V - 0.03A Class AC

GW68224

1 residual current circuit breaker type C 6kA 4P 16A 400V - 0.03A Class AC

GW68212

1 residual current circuit breaker with overcurrent protection 2P 25A 230V - 0.03A Class AC

ACCESSORIES SUPPLIED: 2 screw caps, cable gland Ø 20 mm and conduit coupling Ø 20 mm.

GW68202



Q-DIN 8 PROTECTED ASD PRE-WIRED BOARDS - IP44



Code	Socket-out 2P+E 16A	Socket-out 3P+E 16A	Socket-out 3P+N+E 16A	Domestic Socket-out 10/16A	Pack Carton
GW 68 202	2	1		1	1/3
GW 68 228	1	1	1	1	1/3

PROTECTIONS:

GW68202

1 miniature circuit breaker type C 6kA 2P 16A 230V

1 miniature circuit breaker type C 6kA 3P 16A 400V

GW68228

2 miniature circuit breakers type C 6kA 2P 16A 230V

1 miniature circuit breaker type C 6kA 4P 16A 400V

ACCESSORIES SUPPLIED: cable clamp and 4 screw caps.

SURFACE AND FLUSH-MOUNTING

GW68205



Q-DIN 12 WATERTIGHT ASD PRE-WIRED BOARDS - IP55



Code	Socket-out 2P+E 16A	Socket-out 3P+E 16A	Pack Carton
GW 68 205	2	1	1/3

PROTECTIONS:

2 miniature circuit breakers type C 6kA 2P 16A 230V

1 miniature circuit breaker type C 6kA 3P 16A 400V

ACCESSORIES SUPPLIED: 4 screw caps, flush-mounting frame and door with lock (with 2 keys supplied).

GW68229



Q-DIN 12 PROTECTED ASD PRE-WIRED BOARD - IP44

Code	Socket-out 2P+E 16A	Socket-out 3P+E 16A	Socket-out 3P+N+E 16A	Socket-out 3P+T 32A	Domestic Socket-out 10/16A	Pack Carton
GW 68 229	2	1	1	1	1	1

PROTECTIONS:

1 miniature circuit breaker type C 6kA 2P 16A 230V for the socket-outlets 2P+E 16A 230 V and domestic 10/16A I/Ted 230V
 1 miniature circuit breaker type C 6kA 4P 16A 400V for the socket-outlets 3P+E 16A 400 V and 3P+N+E 16A 400V
 1 miniature circuit breaker type C 6kA 3P 32A 400V for the socket-outlet 3P+E 32A 400 V

ACCESSORIES SUPPLIED: 4 screw caps, flush-mounting frame and door with lock (with 2 keys supplied).

GW68206



Q-DIN 12 PROTECTED ASD PRE-WIRED BOARDS - IP44

Code	Socket-out 2P+E 16A	Socket-out 3P+E 16A	Socket-out 3P+T 32A	Pack Carton
GW 68 206	2	1	1	1

PROTECTIONS:

1 miniature circuit breaker type C 6kA 2P 16A 230V
 1 miniature circuit breaker type C 6kA 3P 16A 400V
 1 miniature circuit breaker type C 6kA 3P 32A 400V

ACCESSORIES SUPPLIED: 4 screw caps, flush-mounting frame and door with lock (with 2 keys supplied).

GW68207



Q-DIN 12 ASD WATERTIGHT PRE-WIRED BOARDS WITH INTERLOCKED SOCKET-OUTLET WITHOUT FUSES - IP55

Code	Socket-out 2P+E 16A	Socket-out 3P+E 16A	Pack Carton
GW 68 207	2	1	1

PROTECTIONS:

2 miniature circuit breakers type C 6kA 2P 16A 230V
 1 miniature circuit breaker type C 6kA 3P 16A 400V

ACCESSORIES SUPPLIED: 4 screw caps, flush-mounting frame and door with lock (with 2 keys supplied).

GW68208



Q-DIN 18 ASD WATERTIGHT PRE-WIRED BOARDS WITH INTERLOCKED SOCKET-OUTLET WITHOUT FUSES AND 4 LIDS FOR 16A SOCKET-OUTLETS - IP55

Code	Socket-out 2P+E 16A	Socket-out 3P+E 16A	Socket-out 3P+T 32A	Pack Carton
GW 68 208	2	1	1	1

PROTECTIONS:

2 miniature circuit breakers type C 6kA 2P 16A 230V
 1 miniature circuit breaker type C 6kA 3P 16A 400V
 1 miniature circuit breaker type C 6kA 3P 32A 400V

ACCESSORIES SUPPLIED: 4 screw caps, flush-mounting frame and door with lock (with 2 keys supplied).

SURFACE-MOUNTING FOR COMBIBLOC COMPACT SOCKET-OUTLETS

GW66391



COMBIBLOC PRE-WIRED BOARD WITH COMPACT INTERLOCKED SOCKET-OUTLETS - IP44

Code	Socket-out 2P+E 16A	IP protection class	Pack Carton
GW 66 391	1	IP44	1/2

PROTECTIONS:

1 residual current circuit breaker type C 6kA 2P 16A 230V - 0.03 mA Class AC.

GW66392



COMBIBLOC PRE-WIRED BOARDS WITH COMPACT INTERLOCKED SOCKET-OUTLETS - IP44/55



Code	Socket-out 2P+E 16A	Socket-out 3P+E 16A	Socket-out 3P+N+E 16A	IP protection class	Pack Carton
GW 66 392	1	1		IP44	1/2
GW 66 393	1		1	IP55	1/2

PROTECTIONS:

GW66392

- 1 miniature circuit breaker type C 6kA 2P 16A 230V
- 1 miniature circuit breaker type C 6kA 3P 16A 400V

GW66393

- 1 miniature circuit breaker type C 6kA 2P 16A 230V
- 1 miniature circuit breaker type C 6kA 4P 16A 400V.

68 Q-DIN RANGE

GW66394



COMBIBLOC PRE-WIRED BOARDS WITH COMPACT INTERLOCKED SOCKET-OUTLETS - IP44/55



Code	Socket-out 2P+E 16A	Socket-out 3P+E 16A	Socket-out 3P+N+E 16A	Socket-out 3P+N+E 32A	IP protection class	Pack Carton
GW 66 394	1	1	1		IP44	1
GW 66 395	2	1			IP55	1
GW 66 396	1	1		1	IP44	1
GW 66 397	1	1	1		IP55	1

PROTECTIONS:

GW66394

- 1 residual current device 4P 25A 400V - 0.03A Class AC
- 1 miniature circuit breaker type C 6kA 2P 16A 230V
- 1 miniature circuit breaker type C 6kA 4P 16A 400V

GW66395

- 1 residual current device 4P 25A 400V - 0.03A Class AC
- 1 miniature circuit breaker type C 6kA 2P 16A 230V
- 1 miniature circuit breaker type C 6kA 3P 16A 400V

GW66396

- 1 miniature circuit breaker type C 6kA 2P 16A 230V
- 1 miniature circuit breaker type C 6kA 3P 16A 400V
- 1 miniature circuit breaker type C 6kA 3P 32A 400V

GW66397

- 1 miniature circuit breaker type C 6kA 2P 16A 230V
- 1 miniature circuit breaker type C 6kA 3P 16A 400V
- 1 miniature circuit breaker type C 6kA 4P 16A 400V.

UNWIRED BOARDS FOR PORTABLE AND FIXED INSTALLATIONS

Q-DIN 4 - SURFACE-MOUNTING - IP55

GW 68 017	GW 68 018	GW 68 001		

GW68001

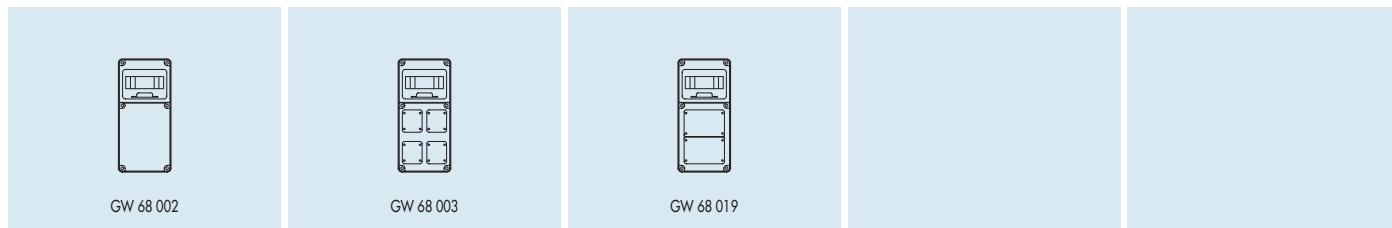


Q-DIN 4 UNWIRED WATERTIGHT BOARDS WITH FLANGES

Code	N. flanged lids	No. EN 50022 modules	Dispersable power (W)	Characteristics	Pack Carton
GW 68 017	1 for socket-outlet IEC309 16A	4	10	Halogen free	16
GW 68 018	2 for socket-outlet IEC309 16A	4	10	Halogen free	12
GW 68 001	3 for socket-outlet IEC309 16A	4	10	Halogen free	8
GW 68 031	3 for socket-outlet IEC309 16A	4	10	Halogen free	4

ACCESSORIES SUPPLIED: 2 screw caps, cable gland Ø 20 mm, coupling for conduit Ø 20 mm.
GW68031 complete with shockproof case.

Q-DIN 8 - SURFACE-MOUNTING - IP55



GW68002



Q-DIN 8 UNWIRED WATERTIGHT BOARD WITH BLANK COVER

Code	Description	No. EN 50022 modules	Dispersable power (W)	Characteristics	Pack Carton
GW 68 002	Blank lid	8	13	Halogen free	6

ACCESSORIES SUPPLIED: cable clamp and 4 screw caps.

GW68003

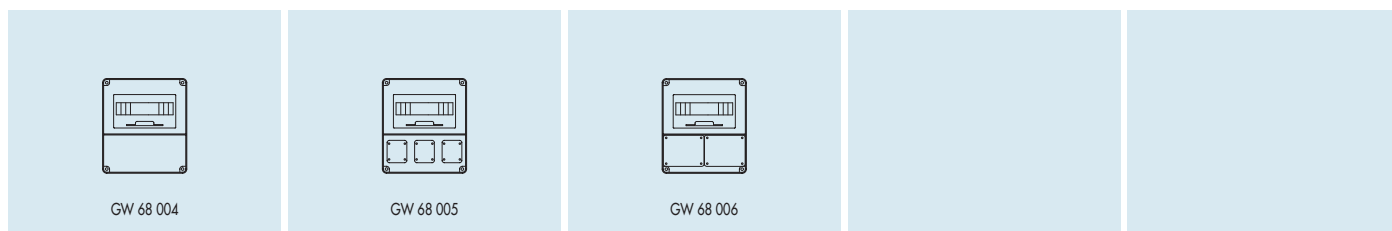


Q-DIN 8 UNWIRED WATERTIGHT BOARDS WITH FLANGED COVERS

Code	N. flanged lids	No. EN 50022 modules	Dispersable power (W)	Characteristics	Pack Carton
GW 68 003	4 for socket-outlet IEC309 16A	8	13	Halogen free	6
GW 68 019	2 for socket-outlet SBF IP44 16/32A	8	13	Halogen free	6

ACCESSORIES SUPPLIED: cable clamp and 4 screw caps.

Q-DIN 12 - SURFACE AND FLUSH-MOUNTING - IP55



GW68004



Q-DIN 12 UNWIRED WATERTIGHT BOARD WITH BLANK COVER

Code	Description	No. EN 50022 modules	Dispersable power (W)	Characteristics	Pack Carton
GW 68 004	Blank lid	12	24	Halogen free	4

ACCESSORIES SUPPLIED: 4 screw caps, flush-mounting frame and door with lock (with 2 keys supplied)

GW68006

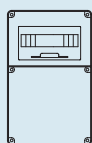


Q-DIN 12 UNWIRED WATERTIGHT BOARDS WITH FLANGED COVER

Code	N. flanged lids	No. EN 50022 modules	Dispersable power (W)	Characteristics	Pack Carton
GW 68 005	3-socket-outlet IEC309 16/32A	12	24	Halogen free	4
GW 68 006	2 for socket-outlet SBF IP44 16/32A	12	24	Halogen free	4

ACCESSORIES SUPPLIED: 4 screw caps, flush-mounting frame and door with lock (with 2 keys supplied)

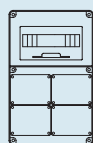
Q-DIN 12 - SURFACE AND FLUSH-MOUNTING - IP55



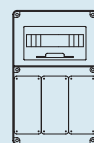
GW 68 007



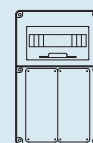
GW 68 008



GW 68 009



GW 68 010



GW 68 011

68 Q-DIN RANGE

GW68007



Q-DIN 12 UNWIRED WATERTIGHT BOARDS WITH BLANK COVER

Code	Description	No. EN 50022 modules	Dispersable power (W)	Characteristics	Pack Carton
GW 68 007	Blank lid	12	24	Halogen free	3

ACCESSORIES SUPPLIED: 4 screw caps, flush-mounting frame and door with lock (with 2 keys supplied)

GW68010

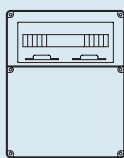


Q-DIN 12 UNWIRED WATERTIGHT BOARDS WITH FLANGED COVER

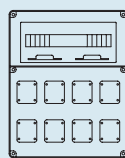
Code	N. flanged lids	No. EN 50022 modules	Dispersable power (W)	Characteristics	Pack Carton
GW 68 008	6-socket-outlet IEC309 16/32A	12	24	Halogen free	3
GW 68 009	4 for socket-outlet SBF IP44 16/32A	12	24	Halogen free	3
GW 68 010	IP55 16/32A 3 for SBF	12	24	Halogen free	3
GW 68 011	2 for socket-outlet CBF IP55 16/32A	12	24	Halogen free	3

ACCESSORIES SUPPLIED: 4 screw caps, flush-mounting frame and door with lock (with 2 keys supplied)

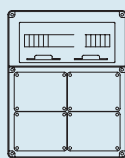
Q-DIN 18 - SURFACE AND FLUSH-MOUNTING - IP55



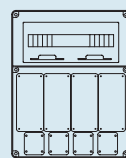
GW 68 012



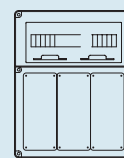
GW 68 013



GW 68 014



GW 68 015



GW 68 016

GW68012



Q-DIN 18 UNWIRED WATERTIGHT BOARD WITH BLANK COVER

Code	Description	No. EN 50022 modules	Dispersable power (W)	Characteristics	Pack Carton
GW 68 012	Blank lid	18	30	Halogen free	2

ACCESSORIES SUPPLIED: 6 screw caps, flush-mounting frame and door with lock (with 2 keys supplied)

GW68014



Q-DIN 18 UNWIRED WATERTIGHT BOARDS WITH FLANGE COVERS

Code	N. flanged lids	No. EN 50022 modules	Dispersable power (W)	Characteristics	Pack Carton
GW 68 013	8-socket-outlet IEC309 16/32A	18	30	Halogen free	2
GW 68 014	4 for socket-outlet CBF IP44 16/32A	18	30	Halogen free	2
GW 68 015	4 for SBF IP 55 16/32A - 4 for IEC309 16A	18	30	Halogen free	2
GW 68 016	3 for socket-outlet CBF IP55 16/32A	18	30	Halogen free	2

ACCESSORIES SUPPLIED: 6 screw caps, flush-mounting frame and door with lock (with 2 keys supplied)

SURFACE-MOUNTING FOR COMBIBLOC COMPACT SOCKET-OUTLETS IP44/55

GW66493



UNWIRED WATERTIGHT BOARDS FOR PROTECTED AND WATERTIGHT FIXED COMPACT SOCKET-OUTLETS

Code	N. flanged lids	No. EN 50022 modules	Dispersable power (W)	Pack Carton
GW 66 491	1 s.-outlet COMBIBLOC 16/32A	4	10	1/12
GW 66 492	2 s.-outlet COMBIBLOC 16/32A	8	13	1/6
GW 66 493	3 s.-outlet COMBIBLOC 16/32A	12	24	1/4

CHARACTERISTICS: the transparent door is fitted for the security lock GW40422.

COMBI-IN - FLUSH-MOUNTING FLANGED COMPONENTS

GW27401



2 GANG WEATHERPROOF SYSTEM COVER FOR APPLICATION ON Q-DIN DISTRIBUTION BOARDS, JUNCTION BOXES, PTC, FLANGED COVERS 66 RANGE, Q-BOX AND PANELS - COLOUR GREY RAL 7035 - IP55

Code	No. System modules	Dimension BxH (mm)	Pack Carton
GW 27 401	2	85 x 75	3/60

ACCESSORIES SUPPLIED: 4 self-tapping screws. IP55 with door closed.

COMPLEMENTARY ITEMS FOR Q-DIN

COMPLEMENTARY ITEMS

GW68433



TUBULAR METAL STAND PAINTED IN WARNING YELLOW WITH SUPPORT FOR CABLES OF UP TO 20 M

Code	External Dim. LxHxD (mm)	For distribution board type	Pack Carton
GW 68 431	350x715x435	Q-DIN 8	1
GW 68 433	350x770x520	Q-DIN 12/18	1

CHARACTERISTICS: the type of cable considered is H 07 RN - F 5 x 4 mm²; the length varies using different types of cable.
GW68433: Q-DIN protection system mounted to protect against falling frontally.

GW68432



TUBULAR METAL CARRIER PAINTED IN WARNING YELLOW EQUIPPED WITH TWO WHEELS AND ROTATING DRUM TO WIND UP TO 50 M OF CABLE

Code	External Dim. LxHxD (mm)	For distribution board type	Pack Carton
GW 68 432	495x1000x605	Q-DIN 12/18	1

CHARACTERISTICS: the type of cable considered is H 07 RN - F 5 x 4 mm²; the length varies using different types of cable.
1+1 covers for socket-outlets IEC 309 16A and 32A.