


MSS - ROTARY SWITCH-DISCONNECTORS UP TO 630 A

MSS 125 - SWITCH-DISCONNECTORS




GW97726

SWITCH-DISCONNECTORS

Code	Rated current	Nominal voltage	Pack Carton
No. POLES: 3P			
GW 97 721	63 A	690 V	1
GW 97 722	100 A	690 V	1
GW 97 723	125 A	690 V	1
No. POLES: 4P			
GW 97 724	63 A	690 V	1
GW 97 725	100 A	690 V	1
GW 97 726	125 A	690 V	1

MSS 160 - SWITCH-DISCONNECTORS




GW97728

SWITCH-DISCONNECTORS

Code	Rated current	Nominal voltage	Pack Carton
No. POLES: 3P			
GW 97 727	160 A	690 V	1
No. POLES: 4P			
GW 97 728	160 A	690 V	1

MSS 250 - SWITCH-DISCONNECTORS



GW97730

SWITCH-DISCONNECTORS

Code	Rated current	Nominal voltage	Pack Carton
No. POLES: 3P			
GW 97 729	250 A	690 V	1
No. POLES: 4P			
GW 97 730	250 A	690 V	1

MSS 630 - SWITCH-DISCONNECTORS



GW97734

SWITCH-DISCONNECTORS

Code	Rated current	Nominal voltage	Pack Carton
No. POLES: 3P			
GW 97 731	400 A	690 V	1
GW 97 732	630 A	690 V	1
No. POLES: 4P			
GW 97 733	400 A	690 V	1
GW 97 734	630 A	690 V	1

MSS 125 - THREE-WAY SWITCH (I O II)



GW97761

THREE-WAY SWITCH

Code	Rated current	Nominal voltage	Pack Carton
No. POLES: 4P			
GW 97 761	125 A	690 V	1

DOOR COUPLING ROTARY HANDLES



GW98501

DOOR COUPLING ROTARY HANDLES

Code	Colour handle	Length shaft	Pack Carton
SUITABLE FOR: MSS 125			
GW 98 501	Black	200 mm	1
GW 98 505	Red - emergency	200 mm	1
SUITABLE FOR: MSS 160			
GW 98 502	Black	200 mm	1
GW 98 506	Red - emergency	200 mm	1
SUITABLE FOR: MSS 250 / MSS 630			
GW 98 503	Black	320 mm	1
GW 98 507	Red - emergency	320 mm	1
SUITABLE FOR: THREE-WAY SWITCH			
GW 98 504	Black	200 mm	1

NOTE: door coupling rotary handles include the shaft extension.

APPLICATIONS: door coupling rotary handles include door locking function.

AUXILIARY CONTACTS



GW98514

AUXILIARY CONTACTS

Code	No. output	Contact type	Rated current	Pack Carton
SUITABLE FOR: MSS 125 / MSS 160				
GW 98 514	1	CHANGE-OVER	5A - 250V	1
SUITABLE FOR: MSS 250 / MSS 630				
GW 98 515	1	CHANGE-OVER	10A - 250V	1
SUITABLE FOR: THREE-WAY SWITCH				
GW 98 516	1	CHANGE-OVER	5A - 250V	1

TERMINAL COVERS




GW98508

TERMINAL COVERS

Code	No. poles	Number of terminal covers	Pack Carton
SUITABLE FOR: MSS 160			
GW 98 508	3P - 4P	1	1
SUITABLE FOR: MSS 250			
GW 98 509	3P	1	1
GW 98 510	4P	1	1
SUITABLE FOR: MSS 630			
GW 98 511	3P	1	1
GW 98 512	4P	1	1

INSTALLATION ACCESSORIES



GW98517

OUTGOING CONNECTIONS FOR CHANGEOVER SWITCH

Code	No. poles	Pack Carton
SUITABLE FOR: THREE-WAY SWITCH		
GW 98 517	4P	1



GW98513

IP65 SEAL FOR DOOR COUPLING ROTARY HANDLES

Code	Suitable for	Pack Carton
GW 98 513	MSS 125 / MSS 160	1