

# Tonda ES

## THE LUMINAIRE BECOMES ETERNAL

Compact and entirely protected luminaire made of top-quality polycarbonate. The luminaire casing houses the external conduit with 16 mm to 20 mm diameter, perfectly integrating it inside its profile to get an installation carried out according to good workmanlike performance.

The diffuser is snapped inside the casing without the need to use tools. Impact resistance of the casing greater than 12 J and of the diffuser 20 J (double that of the tempered glass of a floodlight) 850° C self-extinguishing rating.

All the products have double insulation to guarantee greater electric safety.

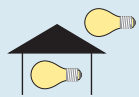


# TONDA ES RANGE

PROTECTED CEILING-MOUNTING LUMINAIRES

**GEWISS**

## CHARACTERISTICS AND ADVANTAGES



IP44



IK09 10J



850°C-PMMA




### STURDINESS

Ensured by the use of self-extinguishing polycarbonate with high mechanical resistance for both the casing and diffuser.



### INSTALLATION FLEXIBILITY

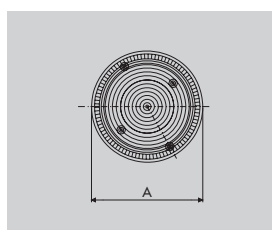
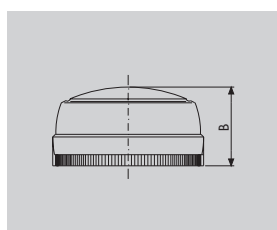
Tonda offers the possibility of entry for power supply both on the bottom and the side for flush or outdoor installations. The conduit is hidden in the casing profile in order to make the installation well-made in appearance as well.



### SAFETY

Greater protection against accidental contacts and elimination of the earthing. All the versions have double insulation.

### DIMENSIONS TONDA ES



LAMP POWER	A	B
60W	180	175
100W	230	175
1 x 7W	180	105
1 x 9W	230	120
1 x 16W	230	120