

40 CDI RANGE

FLUSH-MOUNTING DISTRIBUTION BOARDS AND ENCLOSURES

GEWISS

CHARACTERISTICS AND ADVANTAGES

40 CDI RANGE

THE MOST COMPLETE OFFER

A modular range of flush-mounting enclosures and distribution boards able to meet all application and aesthetic needs in the civil, residential and service sectors.



IMQ CERTIFIED PRODUCTS



ACCESSORIES

Installation, coupling and wiring accessories simplify installation operations and offer customised solutions.



WORKING SAFETY

The synergy with 90 Range modular devices ensures maximum levels of system safety.

40 CDI RANGE





FLUSH-MOUNTING DISTRIBUTION BOARDS AND ENCLOSURES



CHARACTERISTICS AND ADVANTAGES

APPLICATION RANGE 40 CD RANGE

40 CDI RANGE

	RESIDENTIAL	COMMERCIAL	INDUSTRIAL
	 <p>Installation in covered areas protected against atmospheric agents with aesthetic/functional and performance requirements</p>	 <p>Installation in open areas or those exposed to water.</p>	 <p>Installation in heavily polluted areas, exposed to aggressive agents and sprays of water.</p>
ENCLOSURES AND DISTRIBUTION BOARDS			
 <p>40 CDK IP 40</p>	Enclosures and boards suitable for any flush-mounting application, from residential to light industrial. Also available in the blank cover version.		
 <p>40 CD IP 40</p>	Enclosures with blank cover in the same colour as the frame. They are characterised by the considerable depth of the box to facilitate wiring.		
 <p>40 CD DECORATIVE</p>	Decorative enclosures with modern, functional design, conceived to meet the need for aesthetic co-ordination in residential and commercial buildings. Ideal for flush-mounting in thin walls.		
 <p>40 CD SIGNAGE</p>	Aesthetic co-ordination with the GEWISS residential range combines with the practicality of integrated signage.		
 <p>48 PTC IP 55</p>	Modular enclosures ideal for the creation of control, protection and power take-off points. Ideal for external applications or in damp environments and in presence of water sprays (kitchens, laboratories, laundries).		
 <p>40 CD PLASTERBOARD</p>	Designed for all applications in plasterboard.		

40 CDK - MODULAR ENCLOSURES AND DISTRIBUTION BOARDS

HIGH CAPACITY AND MODULARITY

A modular, highly specialised range from 2 to 72 modules.

HIGHLY ADAPTABLE

Thanks to the blank panels that can be processed to house indicators or measurement devices.

ACCESSIBLE ONLY TO AUTHORISED PERSONNEL

Using the security lock, supplied as an accessory.

STRONG DOOR

Thanks to the innovative hooking with elastic hinges.



FLEXIBILITY OF INSTALLATION

The reversible back and front allow the door to be opened on both sides.

NEWS: VERSIONS WITH BLANK COVER


CIRCUIT SEPARATION

Possible thanks to compartment dividers in compliance with CEI 64-8 Standard.

BENCH WIRING


Wiring simplified thanks to the removable frame.

APPLICATION SOLUTIONS




RESIDENTIAL

The 18-module control unit is suitable in flats where a high number of modules in small places is necessary.



DOMESTIC

Houses and offices where circuit segregation is required.



COMMERCIAL

Highly electrified systems which can only be accessed by authorised personnel.

40 CDi RANGE

FLUSH-MOUNTING DISTRIBUTION BOARDS AND ENCLOSURES



CHARACTERISTICS AND ADVANTAGES

40 CD - PROTECTED ENCLOSURES WITH BLANK DOOR

FLEXIBILITY OF INSTALLATION

The blank door with 180° opening can be installed on both sides of the front for right and left opening.

AMPLE ADJUSTMENT OF THE DIN RAIL

To mount modular devices with different depth.

RANGE

Versions with neutral and earth terminal supplied.



SAFETY

Door with lock for triangle key in insulating material (versions from 12 to 36 modules).

FACILITATED WIRING

Thanks to the considerable depth of the box.



APPLICATION SOLUTIONS



RESIDENTIAL
Main distribution board for services for the flat.



COMMERCIAL
Control and distribution unit in shops and offices.



SERVICE SECTOR
Area or floor distribution board in schools, public premises, hospitals, hotels.



40 CDi RANGE

40 CDI RANGE

FLUSH-MOUNTING DISTRIBUTION BOARDS AND ENCLOSURES

GEWISS

CHARACTERISTICS AND ADVANTAGES

40 CD - DECORATIVE ENCLOSURES


40 CDI RANGE

AESTHETIC INTEGRATION

Offered in toner black and white colours, it guarantees the perfect integration with the SYSTEM BLACK WHITE Domestic Range.

DOOR WITH IMMEDIATE OPENING

Thanks to an ergonomic hollow obtained in the front panel.



DIN RAIL IN INSULATING MATERIAL AND IN ONE PIECE


To mount modular devices with depth 53 and 68 mm.

FACILITATED FLUSH-MOUNTING IN THIN WALLS

Thanks to the slim box.

RANGE

Versions with neutral and earth terminal supplied.



APPLICATION SOLUTIONS



RESIDENTIAL

Decorative enclosures ideal for installations in houses or appartotels.



COMMERCIAL

Control and distribution unit in shops and offices.



SERVICE SECTOR

Suitable for rooms requiring aesthetic and colour co-ordination with the domestic ranges.

40 CDI RANGE

FLUSH-MOUNTING DISTRIBUTION BOARDS AND ENCLOSURES



CHARACTERISTICS AND ADVANTAGES

40 CD - CO-ORDINATED ENCLOSURES

40 CDI RANGE

TOP DESIGN AND CO-ORDINATION

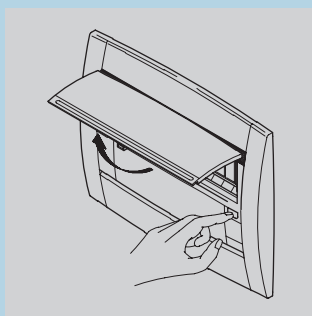
APPEARANCE

The door tactfully covers the modular devices installed.



WIDE TRANSPARENT FRONT PANEL

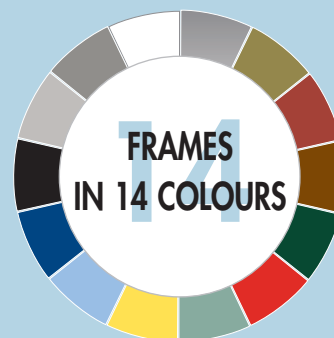

For security signage, plans with escape routes, position of fire-extinguishers, emergency and useful numbers.



PUSH-BUTTON OPENING


By operating the dedicated push-button, the door opens with a silent and gradual movement.

AESTHETIC CO-ORDINATION WITH PLAYBUS / SYSTEM / Eco60 PLAQUES



FRAMES IN 14 COLOURS

APPLICATION SOLUTIONS



RESIDENTIAL



EXAMPLE OF CLOUD-WHITE FRONT



SERVICE SECTOR

Public emergency service	Health emergency services	Gas Tel Last inspection of heating system
Fire brigade 115	Electricity Tel No. user	Installer Tel

: EMERGENCY STAIRWAY	
: EXIT ROUTE DOWN	
: EXIT ROUTE ON LEVEL	
: EMERGENCY EXIT	
: ALARM BUTTON	
: PORTABLE HALON EXTINGUISHER (KG 6)	
: WALL-MOUNTED HYDRANT WITH HOSE AND LANCE.	

48 PTC - WATERTIGHT MODULAR ENCLOSURES

MULTIFUNCTIONALITY

A modular range of watertight enclosures, combined boards, junction and connection boxes to quickly execute even mixed solutions.

APPEARANCE

Perfectly integrated with the GEWISS enclosure offer.

DOOR SAFETY LOCK

Obtainable with specific lock.



IP 55 PROTECTION RATING

Particularly suitable for protection, distribution and branching in commercial or industrial environments (technical rooms, industrial kitchens).

TOP MODULARITY

Products can be combined both horizontally and vertically, thanks to the use of coupling connections.

HIGH IMPACT RESISTANCE


Door and fronts with IK08 impact resistance class.

APPLICATION SOLUTIONS



DAMP AND DUSTY ENVIRONMENTS

Areas outside shopping centres and warehouses.



MIXED APPLICATIONS

Example of combined protection and junction IP 55 system in houses or apartment blocks.



SERVICE SECTOR

For command, protection and power drawing in environments with presence of water and various substances (industrial kitchens).

40 CDI RANGE

FLUSH-MOUNTING DISTRIBUTION BOARDS AND ENCLOSURES



CHARACTERISTICS AND ADVANTAGES

40 CD - PROTECTED ENCLOSURES FOR PLASTERBOARD WALLS

40 CDI RANGE

THE IDEAL SOLUTION FOR ALL LIGHT WALLS

CABLE CLAMPING BARS AND TIES

Supplied as standard equipment of the correct clamping of input/output cables.

FRONT PANEL

In plastic material.

LABELS

With self-adhesive pictograms for user identification.



REMOVABLE UPPER WALL

With pre-cut elements for cable entry.

BLANK DOOR AND METAL FRAME

Arranged for security lock.

CIRCUIT SEPARATION

Obtainable by means of horizontal and vertical circuit dividing rails.

COMPLETE EQUIPMENT

Adjustable terminal blocks available as first equipment.


APPLICATION SOLUTIONS



TERTIARY SECTOR ENVIRONMENTS

Ideal for all architectural solutions entailing the use of partition walls in plasterboard (buildings and offices).

Series24



48PT Range



COMPLETE SYSTEM

Total synergy thanks to specific flush-mounting boxes for branching and for residential